



# MINNESOTA VIKINGS

## NEWS RELEASE

9520 VIKING DRIVE • EDEN PRAIRIE MN 55344 • (952) 828-6500 • www.vikings.com

### PRESEASON WEEK FOUR - DALLAS COWBOYS AT MINNESOTA VIKINGS

Friday, September 4, 2009 - H.H.H. Metrodome - 7:00 p.m. (CT) - KSTP

#### 2009 PRESEASON

Date	Opponent	Time (CT)
Aug. 14	at Indianapolis Colts	W 13-3
Aug. 21	KANSAS CITY CHIEFS	W 17-13
Aug. 31	at Houston Texans	W 17-10
Sept. 4	DALLAS COWBOYS	7:00 p.m.

#### 2009 REGULAR SEASON

Date	Opponent	Time (CT)
Sept. 13	at Cleveland Browns	Noon
Sept. 20	at Detroit Lions	Noon
Sept. 27	SAN FRANCISCO 49ERS	Noon
Oct. 5	GREEN BAY PACKERS	7:30 p.m.
Oct. 11	at St. Louis Rams	Noon
Oct. 18	BALTIMORE RAVENS	Noon
Oct. 25	at Pittsburgh Steelers	Noon
Nov. 1	at Green Bay Packers	Noon
Nov. 8	BYE	
Nov. 15	DETROIT LIONS *	Noon
Nov. 22	SEATTLE SEAHAWKS *	Noon
Nov. 29	CHICAGO BEARS *	Noon
Dec. 6	at Arizona Cardinals *	3:15 p.m.
Dec. 13	CINCINNATI BENGALS *	Noon
Dec. 20	at Carolina Panthers *	7:20 p.m.
Dec. 28	at Chicago Bears *	7:30 p.m.
Jan 3	NEW YORK GIANTS *	Noon

\* Time Subject to Change

#### WEEKLY MEDIA SCHEDULE

**Tuesday, September 1**  
Players day off

**Wednesday, September 2**  
11:45 a.m. - Practice \*  
Brad Childress and players available post-practice

**Thursday, September 3**  
No access

**Friday, September 4**  
7:00 p.m. (CT) - Dallas Cowboys at Minnesota Vikings

**Saturday, September 5**  
TBD

\* Practice open to media at the beginning

#### IMPORTANT UPCOMING DATES

September 5  
Roster Cut-Down to 53

September 10-14, 2009  
2009 Regular Season Opens

January 9-10, 2010  
Wild Card Playoffs

January 16-17, 2010  
Divisional Playoffs

January 24, 2010  
Conference Championship Games

#### GAME SUMMARY



The **Minnesota Vikings** (3-0) will close out the 2009 preseason at home against the Dallas Cowboys (1-2) this Friday, September 4. Kickoff is set for 7:00 p.m.

Friday's game will mark the 4th consecutive season the Vikings have played the final exhibition game against the Cowboys, finishing the 2006, 2007 and 2008 preseasons with games against Dallas. Overall, the Vikings have played the Cowboys 10 times in the preseason and currently hold a 5-4-1 record in those games. The one tie came at Dallas in Head Coach Brad Childress' first year in 2006, when the game ended knotted at 10.

Next Sunday, September 13, the Vikings will open the 2009 regular season at the Cleveland Browns, while the Cowboys will head to Tampa Bay to face the Buccaneers.



#### BROADCAST COVERAGE

##### TELEVISION: KSTP (Ch. 5 in Minneapolis)

**Play-By-Play:** Ari Wolfe **Analyst:** Mike Mayock  
**Sideline Reporter:** Ann Carroll



##### KFAN-AM 1130/KTLK 100.3-FM

**Play-by-Play:** Paul Allen **Analyst:** Pete Bercich  
**Sideline Reporter:** Greg Coleman

**Pre-Game Show:** Mike Mussman - 5:00 p.m. CT

KFAN and KTLK serve as the flagship stations for the 74-station, 6-state Minnesota Vikings Radio Network.



#### VIKINGS IN THE PRESEASON

- \* The Vikings have a combined record of 133-86-3 (.606) in their 222 preseason games.
- \* The team has finished undefeated in the preseason 6 times (1964, '65, '73, '92, '98, '01).
- \* The last time the Vikings started the preseason 3-0 was in 2001. With the win last week, the Vikings improved their 3rd preseason week record to 33-16, the best of the 4 weeks.
- \* With the 3-0 start this preseason, the Vikings will finish at .500 or better for the 38th time in the team's 49 preseasons.
- \* In the 37 previous preseasons when the Vikings have finished at .500 or better, the team has gone on to finish at .500 or better 30 times in the ensuing regular season.
- \* In the 11 preseasons when the Vikings have finished below .500, the team has gone on to finish below .500 six times in the ensuing regular season.
- \* Head Coach **Brad Childress** currently has a 8-6-1 record in the preseason.

#### WHAT TO WATCH FOR

- \* With a win, the Vikings will finish 4-0 in the preseason for only the 7th time in team history.
- \* The Vikings are the only team that has **not turned the ball over through the first 3 preseason games**. In team history, the previous long for Vikings preseason games without a turnover was 2 (1969, 1992 and 2006).
- \* The Vikings **defense currently ranks #1 overall and #1 against the pass** in the preseason.
- \* The Vikings have **allowed just 26 points thus far in the preseason (8.6 per game), which is the lowest among all teams**. The Vikings have given up just 2 TDs in 3 games.
- \* The Vikings **defense has 10 sacks through the first 3 exhibition games in 2009, which is tied for the 4th-most**. Three teams have 11 this year.
- \* The Vikings rank in the NFC's top 10 in 15 of the 17 offensive stats and 17 of the 19 def. stats.
- \* The Vikings **offense is currently averaging 354.3 yards per game** in the first 3 preseason games, nearly 100 yards more than the team's 261.3 yard average in the 2008 preseason.
- \* The Vikings have **rushed for 471 yards thus far in 2009 (157.0 avg.)** after finishing the 2008 preseason campaign with 317 total rushing yards. The 471 yards is the 3rd-most in the NFL.

# VIKINGS-COWBOYS INFORMATION



## VIKINGS PERFORMANCES VS. COWBOYS

<b>Jared Allen</b> .....	1 game, 5 tackles, 2.0 sacks
<b>Bernard Berrian</b> .....	2 games, 7 catches, 76 yards, long 17
<b>Brett Favre</b> .....	8 games, 166-of-282 passing, 13 TDs, 6 INTs. long 44, rating 82.4; 14 rushes, 82 yards, 2 TDs
<b>Cedric Griffin</b> .....	1 game, 5 tackles, 1 FR, 1 TD
<b>E.J. Henderson</b> .....	2 games, 15 tackles
<b>Adrian Peterson</b> .....	1 game, 12 rushes, 63 yards, 5.3 avg., 1 TD; 3 KOR, 61 yards, 21.7 avg.

## VIKINGS BIG DAYS VS. COWBOYS

- \* DE **Jared Allen** posted 2.0 sacks to go along with 5 tackles against the Cowboys as a member of the Kansas City Chiefs on 12/11/05.
- \* QB **Brett Favre** has posted passer ratings over 100.0 in 3 of his 8 career regular season games vs. the Cowboys. On 11/24/94, Favre completed 27-of-40 passes for 257 yards and 4 TDs for a passer rating of 118.4. On 11/23/97, Favre completed 22-of-35 passes for 203 yards and 4 TDs and a rating of 104.8. Most recently in 2004, Favre completed 23-of-29 passes for 258 yards and 2 TDs for a rating of 126.7.
- \* **Favre** also recorded a career-high 2 rushing TDs when the teams met on 10/8/95.
- \* In the 1995 Divisional Playoff game vs. the Cowboys, **Favre** threw for 307 yards and 3 TDs, including a 73-yard strike.
- \* CB **Cedric Griffin** returned a fumble 28 yards for a touchdown when the teams met in the regular season on 10/2/07.
- \* LB **E.J. Henderson** led the Vikings with 14 tackles when the teams met in the regular season on 10/2/07.
- \* LB **Ben Leber** recorded 8 tackles and recovered a fumble that he lateraled to Griffin for a 50-yard score when the teams last met in Dallas during the regular season on 10/21/07.
- \* RB **Adrian Peterson** gained 63 yards on the ground on 12 carries and had a 20-yard TD run when the team's last met in the regular season on 10/21/07.
- \* DT **Kevin Williams** had a sack on Tony Romo and recovered a fumble when the teams last met in the regular season on 10/21/07.

## LAST WEEK

Last week the Vikings defeated the Houston Texans 17-10 at Reliant Stadium to improve to 3-0 in the preseason.

For the 3rd consecutive week the Vikings put up over 350 yards of offense (352), including 180 yards rushing. Newly acquired QB **Brett Favre**, still only 13 days into his Viking tenure, got his first significant game work with the team and had a solid outing. Favre completed 72.2% of passes, going 13-of-18 for 142 yards with a 28-yard touchdown pass to RB **Chester Taylor**. He ended the night with a passer rating of 113.7. Taylor and rookie WR **Percy Harvin** were Favre's top targets on the day, each grabbing 3 passes. Taylor ended with 41 yards, while Harvin finished the night with 31. TE **Visanthe Shiancoe** also caught 2 passes for 30 yards.

On the ground All-Pro RB **Adrian Peterson** did most of the damage for the Vikings, rushing the ball 11 times for 117 yards (10.6 avg.), including a 75-yard TD dash on the first play from scrimmage.

While the Vikings conceded their first sacks of the preseason, they set a team record for most consecutive preseason games without a turnover, stretching the streak to 3 games.

The Vikings defense put up another solid performance, holding the Texans explosive offense to just 10 points and 1 TD. The Vikings also limited the Texans to 61 rushing yards on the night while sacking Houston starter Matt Schaub once and intercepting 2 Houston passes. The Vikings defense now ranks 1st in the NFL in total yards allowed (708), passing yards allowed (464), and points per game allowed (8.6).

All-Pro DE **Jared Allen** led the way for the Vikings defense with 7 tackles and the Vikings lone sack. LB **Ben Leber** grabbed one of the Vikings two INTs on the night with S Madiou Williams recording the other INT off a tip from CB **Marcus McCauley**.

P **Chris Kluwe** was able to pin Houston inside their own 20-yard line 4 times on the night, contributing to Houston's average starting field position of just their own 22 yard-line. PR **Jaymar Johnson** took 3 punts back for 38 yards (12.8 avg.) with a long of 18. Harvin returned 2 kickoffs for 52 yards (26.0 avg.).

## VIKINGS VS. COWBOYS SERIES NOTES

- \* The Vikings first preseason game in the history of the franchise was against Dallas at Sioux Falls, SD, a game the Vikings lost 38-13.
- \* The Vikings have finished the last 4 preseasons (2006-2009) with games against Dallas. Minnesota has finished 1-1-1 in the previous 3 years, with the tie coming in Coach Childress' first year in 2006.
- \* The Vikings are 12-14-0 against the Cowboys all-time in the regular season, including 5-9 at home and 7-5 away.
- \* The Vikings have played the Cowboys 6 times in the playoffs - twice in NFC Wild Card games, twice in NFC Divisional Playoff games and twice in NFC Championship games.
- \* The Vikings have won 5 of the last 6 games between the 2 teams.

## LAST TIME

The last time the Vikings and Cowboys met during the regular season was on October 21, 2007, at Texas Stadium, a game the Cowboys won 24-14. Offensively the Vikings were led on the ground by RBs **Adrian Peterson** and **Chester Taylor**. Rushing 12 times for 63 yards and a 20-yard touchdown, Peterson led all running backs on the day with a 5.3 average while Taylor carried the ball 10 times for 47 yards (4.7 avg.). In the passing game, QB **Tarvaris Jackson** completed 6-of-19 passes for 72 yards and no touchdowns. Taylor was Jackson's main target, catching 3 balls for 19 yards.

On defense, LB **E.J. Henderson** led the Vikings with 14 tackles, while CB **Antoine Winfield** collected 10 and LB **Chad Greenway** 11. The Vikings defense was also able to score one of the team's two touchdowns on the day. In the second quarter LB **Ben Leber** picked up a fumble caused by Winfield and returned it 10 yards before lateraling to CB **Cedric Griffin**, who returned the ball the final 50 yards for a touchdown. The Vikings also sacked Cowboys signal-caller Tony Romo on 3 occasions. DE **Kenechi Udeze** and DT **Kevin Williams** each recorded 1.0 sack, while DEs **Brian Robison** and **Ray Edwards** split the third.

On special teams, Peterson returned 3 kicks for 65 yards, while WR **Bobby Wade** took back 1 punt for 11 yards. K **Ryan Longwell** converted both his PATs, but had a 48-yard FG blocked and returned for a touchdown.

## 2008 STATISTICAL SNAPSHOT

(2008 Final Regular Season NFL Ranking)

<u>Vikings</u>		<u>Cowboys</u>
10-6 .....	<b>Record</b> .....	9-7
23.7 (12) .....	<b>Points Per Game</b> .....	22.6 (18)
292 (18) .....	<b>First Downs</b> .....	291 (19)
330.9 (17) .....	<b>Total Offense Per Game</b> .....	344.5 (13)
145.8 (5) .....	<b>Net Rushing Yards Per Game</b> .....	107.7 (21)
184.8 (25) .....	<b>Net Passing Yards Per Game</b> .....	236.8 (9)
17/329 (23) .....	<b>Had Intercepted/Yards Returned</b> .....	20/349 (29t)
43/261 (26) .....	<b>Sacks Allowed/Yards Lost</b> .....	31/199 (15)
31:19 (10) .....	<b>Possession Average</b> .....	30:00 (18)
39.4 (19) .....	<b>Third Down Efficiency</b> .....	42.9 (9)
20.8 (13) .....	<b>Opp. Points Per Game</b> .....	22.8 (20)
255 (4) .....	<b>Opp. First Downs</b> .....	276 (9t)
292.4 (6) .....	<b>Opp. Total Offense Per Game</b> .....	294.3 (8)
76.9 (1) .....	<b>Opp. Net Rushing Yards Per Game</b> .....	106.6 (12)
215.6 (18) .....	<b>Opp. Net Passing Yards Per Game</b> .....	187.7 (5)
12/56 (21t) .....	<b>Defensive Interceptions/Yards</b> .....	8/36 (30)
45/304 (4) .....	<b>Defensive Sacks/Yards</b> .....	59/374 (1)
-6 (24) .....	<b>Turnover Ratio</b> .....	-11 (30)
74/46.9 (4) .....	<b>Punts/Gross Punting Average</b> .....	78/43.4 (19)
90/692 (17) .....	<b>Penalties/Yards</b> .....	119/952 (32)

# VIKINGS-COWBOYS INFORMATION



## VIKINGS-COWBOYS CONNECTIONS



### VIKINGS-COWBOYS CONNECTIONS

- Cowboys wide receivers coach **Ray Sherman** was the Vikings quarterbacks coach from 1995-97 and the team's offensive coordinator in 1999.
- Cowboys quarterbacks coach **Wade Wilson** played for the Vikings from 1981-1991 after being selected in the 8th Round of the 1981 NFL Draft by Minnesota.



### LOCAL CONNECTIONS

- Nine Vikings hail from or played collegiately in the Lone Star State: CB **Cedric Griffin** (San Antonio/Texas), DE **Otis Grigsby** (Converse), DT **Tremaine Johnson** (Galena Park), LS **Cullen Loeffler** (Ingram/Texas), RB **Adrian Peterson** (Palestine), DT **Fred Evans** (Texas St.-San Marcos), DT **Pat Williams** (Texas A&M), DE **Brian Robison** (Splendora/Texas) and CB **Marcus Walker** (Waco).
- Cowboys RB **Marion Barber III** attended Wayzata High School and starred at the University of Minnesota.

### NFL CONNECTIONS

- Vikings DT **Pat Williams** and CB **Antoine Winfield** played for Cowboys head coach **Wade Phillips** with the Buffalo Bills when Phillips was the head coach and VP of football operations. Williams also played in Buffalo while Phillips was the defensive coordinator. Vikings LB **Ben Leber** also played for Phillips when he was defensive coordinator for the San Diego Chargers in 2004 and '05.
- Vikings WRs **Bernard Berrian** and **Bobby Wade** played in Chicago with Cowboys T **Marc Colombo**.
- Cowboys wide receivers coach **Ray Sherman** was in Green Bay from 2000-04, while K **Ryan Longwell** played there, and while Vikings offensive coordinator **Darrell Bevell** was on the coaching staff. Sherman was also Vikings WR **Bobby Wade's** position coach in Tennessee in 2005-06.
- Cowboys quarterbacks coach **Wade Wilson** was also on Chicago's staff while **Bernard Berrian** and **Bobby Wade** played for the Bears.
- Vikings DE **Jared Allen** and CB **Benny Sapp** played for the Kansas City Chiefs with Cowboys DT **Junior Siavii**.

## 2008 INDIVIDUAL LEADERS

(Qualifying Players Only)

### 2008 Minnesota Vikings

Category	Player	Total	NFC Rank	NFL Rank
Scoring	Longwell	127	6t	7t
Rushing Yds.	Peterson	1,760	1	1
Rushing Att.	Peterson	363	2	2
Passing Yds.	Frerotte	2,157	13	27
Receptions	Wade	53	24t	56t
Receiving Yds.	Berrian	964	12	24
Interceptions	4 players	2	27t	60t
Fumble Rec.	Leber	4	1	1t
Sacks	Allen	14.5	3t	5t
Punting Avg.	Kluwe	47.6	3	4
Punt Ret. Avg.	Berrian	17.3	DNQ	DNQ
KO Ret. Avg.	Hicks	23.8	12	24

### 2008 Dallas Cowboys

Category	Player	Total	NFC Rank	NFL Rank
Scoring	Folk	102	14t	26t
Rushing Yds.	Barber	885	13	21
Rushing Att.	Barber	238	9t	15t
Passing Yds.	Romo	3,448	5	12
Receptions	Witten	81	6	14t
Reception Yds.	Owens	1,052	7	13
Interceptions	Newman	4	6t	14t
Fumble Rec.	Henry/James	2	9t	16t
Sacks	Ware	20.0	1	1
Punting Avg.	Paulescu	41.8	11	26
Punt Ret. Avg.	Jones	4.5	13	26
KO Ret. Avg.	Austin	21.5	17	33

## ONLY TWO REMAIN

Following last week's exhibition game at Houston, the Vikings only have 2 teams in the NFL they have yet to meet in a preseason matchup - the Green Bay Packers and the Tampa Bay Buccaneers.

**COWBOYS** AT **VIKINGS**

## SERIES BY THE NUMBERS

Record vs. Cowboys	12-14-0
Last regular season game	Cowboys 24, Vikings 14 (2007)
Vikings largest winning margin	41; Vikings 54, Cowboys 13 (1970)
Cowboys largest winning margin	28; Dallas 28, Vikings 0 (1961)
Current series steak	Cowboys W1 (2007)
Vikings longest winning streak	5 (1998-2004)
Cowboys longest winning streak	4 (1961-1968)
Most Points by, Vikings	54 (1970)
Most points, Cowboys	40 (1996)
Most points by both teams	82; twice (1987, 1998)
Fewest Points, Vikings	0 (1961)
Fewest points, Cowboys	3 (1988)
Fewest Points, both teams	28 (twice; both in 1961)

## VIKINGS-COWBOYS ALL-TIME

Won 12, Lost 14, Tied 0; Home 5-9, Away 7-5

Year Site Result

1961	Dallas	L 7-21
1961	Minnesota	L 0-28
1966	Dallas	L 17-28
1968	Minnesota	L 17-20
1970	Minnesota	W 54-13
1971*	Minnesota	L 12-20
1973**	Dallas	W 10-27
1974	Dallas	W 23-21
1975*	Minnesota	L 14-17
1977	Minnesota	L 10-16 (OT)
1977**	Dallas	L 6-23
1978	Dallas	W 21-210
1979	Minnesota	L 20-36
1982	Minnesota	W 31-27
1983	Minnesota	L 24-37
1987	Dallas	W 44-38 (OT)
1988	Dallas	W 43-3
1993	Minnesota	L 20-37
1995	Minnesota	L 17-23 (OT)
1996#	Dallas	L 15-40
1998	Dallas	W 46-36
1999	Minnesota	W 27-17
1999#	Minnesota	W 27-10
2000	Dallas	W 27-15
2004	Minnesota	W 35-17
2007	Dallas	L 14-24

# NFC Wild Card game

\* NFC Divisional Playoff game

\*\* NFC Championship game



## 3-0 START

The last time the Vikings opened the preseason 3-0 was in 2001, when the team went on to finish undefeated in exhibition games. The team has finished 4-0 in the preseason just 6 times in the 49-year history. Over the past 49 years, the Vikings are 33-16 in the 3rd week of the preseason, which is their best week.

The Vikings are one of 7 teams that have started the preseason 3-0 this year.

### Teams To Start 3-0 In 2009 Preseason

- 1) Baltimore
- 1) Green Bay
- 1) Miami
- 1) Minnesota**
- 1) New Orleans
- 1) San Francisco
- 1) Seattle

## PETERSON SHINES AGAIN

Last year's NFL rushing leader RB **Adrian Peterson** showed once again why he is an elite back in the NFL last week at Houston, when he took the opening handoff 75 yards for the TD. It was the longest run in team history in a preseason, breaking Bill Brown's previous record (73).

"We just wanted to come out and set the tempo," Peterson said. "It was a 95 T) call and the offensive line did a great job. With the blocking up front, I was able to press it. The back side was wide open; I took it, and it was off to the races."

Peterson finished the game with 117 rushing yards on 11 carries (10.6 avg.). His **10.6 rushing average ranks as the 2nd-best in preseason history** (with a minimum of 10 attempts), and his 117 yards is the 3rd-highest total in team preseason history. **Peterson is only the 6th Viking to reach 100 yards in a preseason game and the first since 1991.**

### Most Rushing Yards In A Preseason Game - Vikings

Player, Game	Yards
1) Tommy Mason, vs. Baltimore, 9/2/62	135
2) Tom Wilson, at Los Angeles, 9/17/63	134
<b>3) Adrian Peterson, at Houston, 8/31/09</b>	<b>117</b>
4) Alfred Anderson, at Miami, 9/10/85	110
5) Chuck Foreman, vs. San Diego, 9/7/74	109
6) Herschel Walker, vs. Pittsburgh, 8/10/91	107
7) Clinton Jones, vs. Philadelphia, 8/24/68	99
8) Bill Brown, at Dallas, 9/3/65	97
9) Darrin Nelson, at Indianapolis, 8/30/86	96
10) James Stewart, at San Diego, 8/7/95	92

### Highest Rushing Average In A Preseason Game - Vikings

Player, Game	Avg.
1) Tommy Mason, vs. Baltimore, 9/2/62	11.2
<b>2) Adrian Peterson, at Houston, 8/31/09</b>	<b>10.6</b>
3) Chuck Foreman, vs. San Diego, 9/7/74	9.9
4) Bill Brown, at Dallas, 9/3/65	9.7
5) Hugh McElhenny, at Dallas, 9/8/62	8.3
6) Doug Mayberry, at Dallas, 9/8/62	7.1
7) Oscar Reed, at Kansas City, 8/18/73	6.9
8) Chuck Foreman, at Oakland, 8/25/73	6.2

### Longest Rush In A Preseason Game - Vikings

Player, Game	Long
1) Adrian Peterson, at Houston, 8/31/09	75t
2) Bill Brown, at Dallas, 9/3/65	73
3) Tom Wilson, at Los Angeles, 9/17/63	64t
4) Vince Evans, vs. Denver, 8/16/86	60t
5) Mewelde Moore, vs. Kansas City, 8/12/05	50
6t) Tommy Mason, vs. Baltimore, 9/2/62	48
6t) Darrin Nelson, at Indianapolis, 8/30/86	48
8) Clinton Jones, at Pittsburgh, 9/28/71	45
<b>9) Adrian Peterson, at N.Y. Jets, 8/17/07</b>	<b>43</b>
10) Herschel Walker, vs. Pittsburgh, 8/10/91	40

## FAVRE THROWS 1ST TD AS VIKING

QB **Brett Favre** threw his first TD as a Viking last week at Houston, when he found RB **Chester Taylor** on a screen pass from 28 yards out. Favre finished the game, in which he played 3 quarters, 13-of-18 for 142 yards and a TD (113.7 passer rating).

"I thought we moved the ball well but we didn't get the points, which are obviously the most important thing," said Favre after the game. "We completed balls, gave our guys a chance to make plays. I think there are some things we can look at on film and say, 'We did that well.'"

## OFFENSE RANKS IN TOP 10

The Vikings offense currently **ranks 9th in the NFL through 3 preseason games with an average of 354.3 total yards per game**, nearly 100 yards more than the team's 255.1 average during the 2008 preseason. The Vikings have rushed for 471 yards thus far (157.0 avg.), which is 154 more than the team finished with in the 2008 preseason (317) and ranks 3rd in the NFL at this point.

The Vikings rank in the NFC's top 10 in 15 of the 17 offensive statistical categories. The only categories the team isn't in the top 10 in the conference are gross punting average and points per game.

### Average Offensive Yards Per Game In 2009 Preseason

Team	Avg.
1) New Orleans	424.0
2) Philadelphia	398.0
3) Arizona	395.3
4) Baltimore	389.7
5) Detroit	384.7
6) San Diego	382.3
7) Dallas	372.3
8) Green Bay	364.0
<b>9) Minnesota</b>	<b>354.3</b>
10) Cincinnati	345.7

### Average Rushing Yards Per Game In 2009 Preseason

Team	Avg.
1) San Francisco	170.7
2) New Orleans	163.7
<b>3) Minnesota</b>	<b>157.0</b>
4) Green Bay	153.7
5) Detroit	148.0

## PRESEASON RATINGS SOAR

In the 2 preseason games the Vikings have played since QB **Brett Favre** joined the roster, the team has seen unprecedented television ratings for exhibition games.

The Vikings preseason game against the Kansas City Chiefs had a 25.8 household TV rating and a 48 share. he game topped out with a 29.1 rating and a 56 share at one point.

The Vikings 3rd preseason game at Houston, in which Favre played 3 quarters, the Vikings saw a 30.6 household TV rating and a 48 share.

## HARVIN MAKES DEBUT

WR **Percy Harvin** made his debut as a Viking against Kansas City after not playing in the team's first preseason game at Indianapolis.

In Harvin's first NFL contest, he finished with 2 kickoff returns for 53 yards (26.5 avg.) and 2 catches for 9 yards. He now has 5 catches for 40 yards to go with his 2 rushes for 6 yards. He has also returned 4 kickoffs for 105 yards, averaging 26.3 yards per return. But perhaps what is most dangerous is his skills in the Vikings version of the Wildcat offense.

"There were a lot of people paying attention to Percy," said Head Coach **Brad Childress**. "You have to decide whether you want to throw it to to RB Adrian Peterson or to Percy and potentially three other sets of hands. It's all about what you want."

# VIKINGS 2009 PRESEASON NOTES



## SACK ATTACK

After finishing the 2008 preseason campaign with 11 total sacks, the **Vikings defense has collected 10 through the first 3 contests this year, which is tied for the 4th most of any team.** Three teams are tied for 1st with 11 sacks thus far.

The Vikings 6 sacks in the preseason opener at Indianapolis are the most the team has had in an exhibition game in 6 years. The last time the Vikings recorded that many sacks in a preseason game was when they brought down Seattle quarterbacks 7 times on August 14, 1993.

At Indianapolis, the Vikings notched 3 sacks on the opening drive, when defensive ends **Jared Allen** and **Ray Edwards**, along with DT **Fred Evans**, brought down Colts QB Peyton Manning. Defensive ends **Martail Burnett** and **Otis Grigsby** and DT **Antoine Holmes** also collected a sack apiece. Against the Chiefs, the Vikings notched 3 more, as **Evans**, DE **Jayme Mitchell** and CB **Benny Sapp** each brought down QB Matt Cassell, while Allen picked up his 2nd sack at Houston last week.

The Vikings finished 2008 ranked 4th with 45 total sacks, and Head Coach **Brad Childress** knows cuts at the position will be difficult in '09.

"God willing, they are tough cuts," said **Childress**. "It's a very violent position, defensive line. You can't have enough of those guys...We just want guys that are fresh. We want fresh legs in there...So that is why you have the wave. You only have the wave if you feel good about the people that you can wave in there."

### Most Sacks In A Preseason Game - Vikings

- 1) 11 .....vs. Los Angeles, 9/29/64
- 2t) 10 .....vs. Los Angeles, 8/20/66
- 2t) 10 .....vs. Kansas City, 8/18/80
- 4t) 8 .....vs. St. Louis, 8/6/83
- 4t) 8 .....vs. San Diego, 9/13/75
- 6t) 7 .....vs. Seattle, 8/14/93
- 6t) 7 .....vs. New Orleans, 8/11/01
- 6t) 7 .....vs. Kansas City, 8/15/92
- 6t) 7 .....vs. Houston, 8/22/70
- 10t) 6 .....vs. Indianapolis, 8/14/09**

## STINGY DEFENSE

The Vikings defense has given up **just 26 points through the first 3 preseason games, which is the lowest in the NFL.** The team has allowed only 2 touchdowns in those 3 games. The Vikings currently have the #1-ranked overall defense, as they've allowed an average of 236.0 yards per game, and the #1-ranked passing defense, giving up just 154.7 yards per game through the air. **The unit's 4.2 yards per play is also the lowest in the league,** and the team has given up just 45 first downs, which is the 2nd-lowest total in the NFL.

In the team's first preseason game at Indianapolis, the Vikings allowed 3 points, which tied for the 9th-lowest in team history. **The team gave up just 142 yards of total offense,** including 65 through the air. They held the Colts to 27% on 3rd-down conversions (3-of-11) and **allowed a mere 8 first downs.** The Colts never reached the red zone in the game.

### Least Points Allowed In A Preseason Game - Vikings

- 1t) 0 .....vs. Kansas City, 8/15/98
- 1t) 0 .....at New England, 8/9/98
- 1t) 0 .....at Washington, 8/29/92
- 1t) 0 .....vs. Kansas City, 8/15/92
- 1t) 0 .....vs. San Diego, 9/7/74
- 1t) 0 .....vs. Miami, 9/11/71
- 1t) 0 .....at St. Louis, 9/6/63
- 1t) 0 .....at Philadelphia, 8/12/67
- 9t) 3 .....at Indianapolis, 8/14/09**

### Least Points Allowed In 2009 Preseason

- 1) Minnesota..... 26
- 2) Pittsburgh ..... 27
- 3) New Orleans..... 28
- 4) Miami..... 32
- 5) Baltimore ..... 36

## FOR SULLIVAN, IT'S A SNAP

Despite some pregame jitters, C **John Sullivan** made his first NFL start against the Colts and has quickly established himself with the Vikings first offense.

"(Sullivan) is handling himself along the line of scrimmage in the run game and in the pass game," said Head Coach Brad Childress. "He's a quick study. He has good communication, good open line with people on the line as well as with the quarterback and the coaches."

Sullivan was selected by the Vikings out of Notre Dame in the 6th round of the 2008 NFL Draft (#187) and replaced Vikings legend Matt Birk this year after Birk joined the Baltimore Ravens during free agency.

## FIRST NFL START/APPEARANCE

Several Vikings made their first start and/or appearance in an NFL game or their first start and/or appearance as a member of the Vikings at Indianapolis (8/14).

### First NFL Start (2)

- T Phil Loadholt
- C John Sullivan

### First Vikings Start (3)

- T Phil Loadholt
- QB Sage Rosenfels
- C John Sullivan

\* QB Brett Favre mad his first Vikings start vs. Kansas City (8/21)

### First NFL Appearance (18)

- CB Asher Allen
- S Colt Anderson
- LB Jasper Brinkley
- C Jon Cooper
- C Juan Garcia
- S De'Von Hall
- DT Antoine Holmes
- RB Ian Johnson
- DT Tremaine Johnson
- G Andy Kemp
- T Phil Loadholt
- WR Nick Moore
- LB Kenny Onatolu
- WR Vinny Perretta
- S Jamarca Sanford
- RB Antone Smith
- G Nick Urban
- WR Bobby Williams

\* WR Percy Harvin played in his first NFL game vs. Kansas City (8/21).

### First Vikings Appearance (not including first NFL appearance) (4)

- FB Nehemiah Broughton
- K Taylor Melhaff
- CB Karl Paymah
- CB Derrick Roberson

## RETURNING IN SOLID FORM

After spending the 2008 season on the practice squad, Vikings wide receiver and punt returner **Jaymar Johnson** bulked up in the offseason in an effort to make the active roster this year. He has been making his presence known on special teams

Johnson has returned 11 punts for 93 yards in the 2009 preseason. **His 8.5-yard average is the highest among all players with at least 10 returns.**

### Most Punt Returns In A Preseason Game - Vikings

- 1) 9 .....David Palmer vs. Kansas City, 8/26/95
- 2t) 6 .....Jaymar Johnson vs. Indianapolis, 8/14/09**
- 2t) 6 .....Eddie Payton vs. Baltimore, 8/7/82



## RUSHING TO MAKE THE TEAM

In a fight for the 3rd running back position, RBs **Albert Young** and **Ian Johnson** rank **2nd and 4th on the team in rushing yards, respectively**. While Young has rushed 21 times for 86 yards (4.1 yards per carry), Johnson has carried the ball 16 times for 56 yards (3.5 yards per carry).

In the first game at Indianapolis, Young finished with 58 yards on 14 carries (4.1 avg.) and Johnson garnered 50 yards on just 9 carries (5.6 avg.) in his first game wearing a Vikings uniform.

Despite the competition between the two, Young and Johnson have developed a relationship throughout the offseason and training camp.

“(Albert’s) been great with Ian in that mentoring role,” said Head Coach **Brad Childress**. “Not that those other guys haven’t, but Albert’s been there as a first-year guy and swimming as basically a free-agent guy, so he’s been a good mentor for (Ian).”

## PROTECTING THE QUARTERBACKS

Through the first 2 preseason games, the Vikings were the only team in the NFL that had **yet to give up a sack in the 2009 preseason**. At Houston last week, however, the team allowed 4 sacks. Currently that is tied for the 6th-lowest among all teams.

Last year the Vikings gave up 43 sacks, which ranked 26th in the NFL.

### Least Sacks Allowed In 2009 Preseason - NFL

Team	Sacks Allowed
1) Dallas .....	1
2t) Atlanta .....	3
2t) Detroit.....	3
2t) New Orleans.....	3
2t) Pittsburgh .....	3
<b>6t) Minnesota .....</b>	<b>4</b>
6t) Three teams .....	4

## VIKINGS WIN TURNOVER BATTLE

Through the first 2 preseason games, the **Vikings are the only team in the NFL that hasn’t turned the ball over**. The Vikings rank tied for 5th in the league with a +5 turnover differential, having forced 2 fumbles and intercepting 3 passes.

In 2008, the Vikings ranked 24th in the NFL with a -6 turnover ratio, and Head Coach **Brad Childress** continues to stress the importance of winning the takeaway category.

“You have a chance to win every game you don’t turn the football over in,” said Childress. “To be on the plus side of the takeaway battle usually bodes well for you.”

### NFL 2009 Preseason Turnover Differential

Team	Takeaways	Giveaways	Net Diff.
1) Green Bay .....	13 (8 INT, 5 FR).....	3 (3 INT).....	+10
2) San Francisco .....	9 (7 INT, 2 FR).....	1 (INT).....	+8
3) St. Louis .....	9 (3 INT, 6 FR).....	2 (1 INT, 1 FUM).....	+7
4) Seattle .....	8 (5 INT, 3 FR).....	2 (2 INT).....	+6
<b>5t) Minnesota .....</b>	<b>5 (3 INT, 2 FR).....</b>	<b>0.....</b>	<b>+5</b>
5t) New Orleans.....	9 (4 INT, 5 FR).....	4 (2 INT, 2 FR).....	+5
7) N.Y. Giants .....	7 (1 INT, 6 FR).....	3 (2 INT, 1 FR).....	+4

## SHIANCOE PICKS UP WHERE HE LEFT OFF

TE **Visanthe Shiancoe** finished the 2008 season 3rd among all NFL tight ends with 7 touchdown receptions, 4th on the Vikings in catches (42) and 3rd in yards (596). Thus far in 2009 he is continuing to showcase his skills as he leads the Vikings and is 5th among all NFL tight ends with 8 receptions in the first 3 preseason games. His 127 receiving yards also ranks 1st on the team, and he is one of 3 Vikings to catch a TD pass.

### Most Receptions in 2009 Preseason Among Tight Ends - NFL

Player	Receptions
1) Jared Cook, TEN.....	17 (159 yards)
2) Jonathan Stupar, BUF.....	15 (155 yards)
3) Martellus Bennett, DAL .....	9 (104 yards)
4) Jermichael Finley, GB .....	9 (92 yards)
<b>5) Visanthe Shiancoe, MIN.....</b>	<b>8 (127 yards)</b>

## SACK MASTER

DE **Jared Allen** currently ranks tied for 2nd in the NFC and 5th in the NFL with 2.0 sacks through the first 2 preseason games. Allen had 14.5 sacks in 2008 and 15.5 in 2007. He has the most sacks (57.5) among all players since he entered the league in 2004.

### Most Sacks In 2009 Preseason - NFL

Player	Sacks
1) Nick Reed, SEA.....	3.5
2t) Ziggy Hood, PIT .....	3.0
2t) Jeff Zgonina, HOU.....	3.0
4) Steve Williams, NE .....	2.5
<b>5t) Jared Allen, MIN .....</b>	<b>2.0</b>
5t) 18 other players.....	2.0



# VIKINGS TEAM NOTES



## 2008 SEASON SUMMARY



The Vikings entered training camp on the heels of a 2008 season that saw them rattle off 9 wins in the final 12 games to capture their first division title since 2000 and the team's first NFC North Championship since the NFC Central was realigned in 2002. Capping off the team's first 10-win season in 8 years, Minnesota hosted its only home playoff game since 2000 and made its first postseason appearance since 2004, welcoming the Philadelphia Eagles to the Metrodome in an NFC Wild Card playoff game. The Vikings were the only team in 2008 to begin 1-3 and make the postseason.

Despite the playoff loss to the Eagles, the Vikings built a strong nucleus for success in 2009, including the NFL's 6th-ranked overall defense, a significant jump from the 20th-ranked unit in 2007. The 2008 unit ranked #1 against the run, the 3rd consecutive season the team has done so, which is a first since the 1970 NFL merger. The Vikings defense allowed just 254 offensive points (15.8 PPG), which ranked 5th in the NFL. Perhaps the most impressive feat, however, was climbing from dead-last against the pass in 2007 to 18th in 2008. Assisting in that improvement was the Vikings biggest offseason acquisition, DE **Jared Allen**, who finished 5th in the NFL with 14.5 sacks and tied for the team lead with 52 QB hurries. DT **Kevin Williams** also collected 52 hurries to go with his 8.5 sacks.

Offensively the team had the 5th-best rushing offense as 2nd-year RB **Adrian Peterson** became the first Vikings running back to lead the league in rushing, finishing with 1,760 yards on the ground. Peterson broke the 100-yard mark 10 times in 2008, and became just the 5th player in league history to rush for 3,000+ in his first 2 years (3,101).

Following the slow start, the Vikings offense averaged 26.6 points per game over the final 10 contests. Only 4 teams averaged more points during the final 11 weeks of the season. The unit led the NFL with 18 touchdowns on plays of 20-yards or more, finishing 1st with 13 in the passing game. Six of those 13 came from another of the Vikings 2008 offseason additions, WR **Bernard Berrian**, who gave the team its first deep threat in years. Berrian's 20.1 yards per catch average ranked first among receivers with at least 40 catches. He caught the Vikings 5 longest passes of the year, including an NFL record 99-yard TD, and had 4 games of 100 or more yards.

On special teams, K **Ryan Longwell** set a team record and finished 2nd in the NFL as he connected on 6 field goals of 50+ yards. His counterpart, P **Chris Kluwe**, set team records for the highest gross punting average (47.6) and the most punts of 50+ yards (35).

Six members of the Vikings 2008 roster were named to the 2009 Pro Bowl (**Allen**, **G Steve Hutchinson**, **Peterson**, **Kevin Williams**, **DT Pat Williams** and **CB Antoine Winfield**), which tied for the 2nd most of any team in the NFL. Even more remarkable was the fact that of the 11 NFC players named to the Associated Press' 1st-Team All-Pro roster, 4 came from Minnesota (**Allen**, **Hutchinson**, **Peterson**, and **Kevin Williams**; **Winfield** also earned 2nd-Team honors). That tied the Tennessee Titans for the most from any team.

## 2008 INDIVIDUAL LEADERS

2008 Minnesota Vikings				
Category	Player	Total	NFC Rank	NFL Rank
Scoring	Longwell	127	6t	7t
Rushing Yds.	Peterson	1,760	1	1
Rushing Att.	Peterson	363	2	2
Passing Yds.	Frerotte	2,157	13	27
Receptions	Wade	53	24t	56t
Receiving Yds.	Berrian	964	12	24
Interceptions	4 players	2	27t	60t
Fumble Rec.	Leber	4	1	1t
Sacks	Allen	14.5	3t	5t
Punting Avg.	Kluwe	47.6	3	4
Punt Ret. Avg.	Berrian	17.3	DNQ	DNQ
KO Ret. Avg.	Hicks	23.8	12	24

## 2008 STATISTICAL SNAPSHOT

(2008 Final Regular Season NFL Ranking)

Vikings	Record	NFL Average
10-6	Record	--
23.7 (12)	Points Per Game	22.0
292 (18)	First Downs	294.8
330.5 (17)	Total Offense Per Game	327.3
145.8 (5)	Net Rushing Yards Per Game	116.0
184.8 (25)	Net Passing Yards Per Game	211.3
17/329 (23)	Had Intercepted/Yards Returned	14.5/234.8
43/261 (26)	Sacks Allowed/Yards Lost	32.4/205.9
31:19 (10)	Possession Average	30:00
39.4 (19)	Third Down Efficiency	39.5
20.8 (13)	Opp. Points Per Game	22.0
255 (4)	Opp. First Downs	294.8
292.4 (6)	Opp. Total Offense Per Game	327.3
76.9 (1)	Opp. Net Rushing Yards Per Game	116.0
215.6 (18)	Opp. Net Passing Yards Per Game	211.3
12/56 (21t)	Defensive Interceptions/Yards	14.5/234.8
45/304 (4)	Defensive Sacks/Yards	32.4/205.9
-6 (24)	Turnover Ratio	+0
74/46.9 (4)	Punts/Gross Punting Average	72/43.7
90/692 (17)	Penalties/Yards	90/712

## 2008 NFC NORTH STANDINGS

2008 NFC North Standings										
Team	W	L	T	Pct.	PF	PA	Home	Away	Conf.	Div.
<b>z-Minnesota *</b>	<b>10</b>	<b>6</b>	<b>0</b>	<b>.625</b>	<b>379</b>	<b>333</b>	<b>6-2</b>	<b>4-4</b>	<b>8-4</b>	<b>4-2</b>
Chicago	9	7	0	.563	375	350	6-2	3-5	7-5	4-2
Green Bay	6	10	0	.375	419	380	4-4	2-6	5-7	4-2
Detroit	0	16	0	.000	268	517	0-8	0-8	0-12	0-6

\* Division Champions

## VIKINGS VS. NFC NORTH

Team	Total Games	All-Time Series	Titles*
Chicago Bears	96	51-43-2	2
Detroit Lions	95	63-30-2	0
Green Bay Packers	96	46-49-1	4

\* Since 2002 division realignment

The following numbers are combined NFC Central and NFC North:

**Playoff Appearances**  
**23 - Minnesota Vikings**  
 11 - Chicago Bears  
 10 - Green Bay Packers  
 7 - Detroit Lions  
 6 - Tampa Bay Buccaneers

**Division Titles**  
**17 - Minnesota Vikings**  
 7 - Chicago Bears  
 5 - Green Bay Packers  
 5 - Detroit Lions  
 3 Tampa Bay Buccaneers





## CHILDRESS LEADS VIKINGS TO 1ST NORTH TITLE



**NFL Head Coach:** 4th Year  
**Overall NFL Experience:** 12th Year  
**Coaching Experience:** 32nd Year  
**Overall NFL Record:** 24-25-0 (.490)  
**Regular Season:** 24-24-0 (.500)  
**Postseason:** 0-1 (.000)  
**Record with MIN:** 24-25-0 (.490)  
**College:** Eastern Illinois ('78)

In his 3rd season at the helm in 2008, Vikings Head Coach **Brad Childress** led the team to its first NFC North title since the NFC Central was realigned in 2002 and the team's only division title since 2000. It was Minnesota's first 10-win season in 8 years and the team's 2nd consecutive 2-win improvement over the previous year, going from 6-10 in 2006 to 8-8 in '07 to 10-6 in '08.

The Vikings 2008 success began with an active offseason, as the team added 2007 NFL sack leader and All-Pro DE **Jared Allen** via trade with Kansas City, along with free agent starters WR **Bernard Berrian** and S **Madiou Williams**. Each of the 3 contributed significantly in '08, with Allen ranking 5th in the NFL with 14.5 sacks (16.5 including postseason) and Berrian ranking #1 among receivers with at least 40 catches with a 20.1 yards-per-catch average. After missing the first 7 games of the season due to injury, Williams finished the year with 45 tackles and 2 INTs.

With the addition of those playmakers to a Vikings roster that already had 6 returning Pro Bowlers from the previous year, Childress continued to rely on his principles for winning football in 2008 with strong play along both lines, a dynamic running game and a stout defense. Following that mantra, the Vikings defense ranked #1 against the run for the 3rd consecutive year (all under Childress), a feat that had never been accomplished in the NFL since the 1970 merger. That finish was in large part due to a solid defensive line that included 3 Pro Bowlers in **Allen** and DTs **Kevin Williams** and **Pat Williams**. The Pro Bowl trio helped the Vikings hold opponents to just 76.9 rushing yards per game and 3.3 yards per carry. The team did not allow a 100-yard rusher on the year and has now only given up 2 individual 100-yard rushing performances over the past 3 years.

Overall, the Vikings finished with the 6th-best defense in 2008, the team's highest ranking since the 1994 unit was 5th. Minnesota gave up just 254 offensive points (15.9 PPG), which was the 5th lowest total in the league, and ranked 4th in the NFL by allowing just 255 first downs. The team also improved from 32nd against the pass in 2007 to 18th in '08, only the 2nd time since 1999 the team has finished in the top 20.

Since joining the Vikings 3 years ago, Childress has stressed the importance of an effective running game, something the team certainly displayed in 2008. The Vikings finished in the top 5 rushing offenses (5th) for the 2nd consecutive season and had the league's leading rusher in RB **Adrian Peterson**, who gained 1,760 yards on the ground and became just the 5th player in league history to rush for 3,000+ yards in his first 2 seasons.

After a slow start, the Vikings offense became an explosive unit, finishing 1st in the NFL with 18 touchdowns of 20+ yards, including 13 through the air. Minnesota scored 26.6 points per game over the final 10 contests; only 4 teams averaged more points in the last 11 weeks of the season.

The 2008 season marked Childress' 31st in coaching, his 11th on an NFL sideline and his 3rd as the leader of the Vikings. He now has a combined all-time record of 229-181-8, including playoffs and bowl action.

## CHILDRESS' COACHING BACKGROUND

2006-Present	Minnesota Vikings	Head Coach
2002-05	Philadelphia Eagles	Offensive Coordinator
1999-01	Philadelphia Eagles	Quarterbacks
1991-98	Wisconsin	Offensive Coordinator/QBs/RBs
1990	Utah	Wide Receivers
1986-89	Northern Arizona	Offensive Coordinator
1985	Indianapolis Colts	QBs/Quality Control
1978-84	Illinois	Running Backs/Wide Receivers

## COORDINATING THEIR EFFORTS



### Offensive Coordinator Darrell Bevell

Offensive Coordinator **Darrell Bevell**, in his 4th season with Minnesota, spent 2008 leading the Vikings to the 4th-most rushing yards in team history (2,332). The 145.8 yards-per-game average ranked 5th in the NFL, as the unit boasted the league's leading rusher in RB **Adrian Peterson**. Peterson rushed for 1,760 yards while breaking several team records, including the most rushing yards in a single season, the most 100-yard rushing performances in a season (10), and the highest yards per game average (110.0). He became the 3rd fastest player in NFL history to reach 2,000 career yards (21 games) and just the 5th player all-time to reach 3,000 rushing yards within the first 2 years (3,101).

Bevell also saw free agent WR **Bernard Berrian** develop into the team's first deep threat in years. Berrian had the Vikings 5 longest receptions of the season and led the Vikings in receiving yards 8 times. He averaged 20.1 yards per catch, which was the highest in the league among receivers with at least 40 catches.

Under Bevell's guidance, Peterson and G **Steve Hutchinson** earned Pro Bowl and All-Pro honors.



### Asst. Head Coach/Def. Coord. Leslie Frazier

In 2008, Vikings Assistant Head Coach/Defensive Coordinator **Leslie Frazier** held the reigns of the NFL's 6th-ranked overall defense and the league's #1 rushing defense. It was the 3rd straight year the team finished #1 against the run, a feat that had never before been accomplished since the 1970 NFL merger. Frazier, who joined the Vikings in 2007, has now been in charge of 2 of those 3 units.

Perhaps even more impressive than the unit's ranking against the run, however, was the giant leap the team made against the pass. In 2008, the Vikings defense ranked 18th in the passing game after finishing 32nd the year prior. The unit allowed just 15 passing touchdowns; only 4 teams in the league gave up fewer scores through the air.

Not only did the unit prevent passing TDs, the Vikings defense limited opposing team's offensive output altogether, allowing just 254 offensive points, the 5th lowest total in the league, and giving up only 255 first downs, the 4th fewest in the NFL.

Frazier saw the team's offseason additions of DE **Jared Allen** and S **Madiou Williams** pay dividends, as Allen finished 5th in the NFL with 14.5 sacks and Williams returned from injury in Week 9 to finish with 45 tackles, 2 INTs, 3 passes defended and 1 QB hurry. Allen, along with DT **Kevin Williams**, DT **Pat Williams** and CB **Antoine Winfield**, earned 2009 Pro Bowl Honors.



### Special Teams Coordinator Brian Murphy

**Brian Murphy** takes over as Special Teams Coordinator for the Vikings in 2009 after spending the past 3 seasons as the team's Special Teams Assistant. Murphy brings experience with special teams units and specialists from his previous roles, which also includes Special Teams Coordinator for the University of Wisconsin from 2002-05 before joining the Vikings staff in 2006.

Murphy will oversee some talented specialists, including K **Ryan Longwell**, who currently ranks 22nd in NFL history with 1,370 career points. Longwell connected on 6 field goals of 50+ yards in 2008, breaking the previous team high of 3. He also hit 3 game winners and ranked 8th in the NFL with 29 field goals made on the season. Before a blocked kick in New Orleans (10/6/08), Longwell hit 34 consecutive attempts from under 40 yards.

P **Chris Kluwe** also set team highs in 2008 as he averaged 47.6 gross yards per punt, breaking the previous mark of 46.4 set by Bobby Walden in 1964. Kluwe booted 35 punts of 50+ yards, which broke his previous record of 29 in 2007.

# VIKINGS TEAM NOTES



## VIKINGS ASSISTANT COACHES

The following is a list of the Vikings 2009 assistant coaches:

**Juney Barnett** (Assistant Strength and Conditioning); **Eric Bieniemy** (Running Backs); **Karl Dunbar** (Defensive Line); **Ryan Ficken** (Quality Control-Offense/Wide Receivers); **Jason Glenn** (Special Teams Assistant/Player Development Coordinator); **Jim Hueber** (Assistant Offensive Line); **Jeff Imamura** (Quality Control-Defense/Linebackers); **Jimmie Johnson** (Tight Ends); **Tom Kanavy** (Strength and Conditioning); **Derek Mason** (Assistant Defensive Backs); **Pat Morris** (Offensive Line); **Fred Pagac** (Linebackers); **Dennis Polian** (Assistant to Head Coach); **Diron Reynolds** (Assistant Defensive Line); **Kevin Rogers** (Quarterbacks); **Ryan Silverfield** (Defensive Assistant/Defensive Line); **Kevin Stefanski** (Quality Control-Offense/Quarterbacks); **George Stewart** (Wide Receivers); **Martin Streight** (Assistant Strength and Conditioning); **Chris White** (Assistant Special Teams); **Joe Woods** (Defensive Backs)

## GOING FOR 100

The Vikings have 3 players poised to play in their 100th career game in 2009. TE **Visanthe Shiancoe** (96), WR **Bobby Wade** (90), and DT **Kevin Williams** (94) will all hit the 100-game benchmark in this upcoming season. The trio will join the 9 current Vikings that have already reached the 100-game plateau: QB **Brett Favre** (273), G **Steve Hutchinson** (116), TE **Jim Kleinsasser** (133), LB **Ben Leber** (104), K **Ryan Longwell** (192), T **Bryant McKinnie** (100), RB **Chester Taylor** (107), DT **Pat Williams** (170), and CB **Antoine Winfield** (144).

Of the group, Kleinsasser has played the most games in a Vikings uniform, with all 133 contests coming as a member of the team. If the big tight end is able to appear in all 16 games in 2009, he will move into 26th place in the Vikings all-time games played list, which is topped by DT **Jim Marshall** (270).

## DRESSED TO IMPRESS

Eight players on the current Vikings roster have started at least 90% of the NFL games they have been active for, including two that have remarkably opened every game in which they've played.

Player	GS	GP	%
Brett Favre.....	269	273	99%
Jared Allen.....	71	77	92%
Chad Greenway.....	31	32	97%
Steve Hutchinson.....	116	116	100%
Bryant McKinnie.....	99	100	99%
Kevin Williams.....	94	94	100%
Kenechi Udeze.....	47	51	92%
Madiou Williams.....	54	58	93%

## RETURNING TO THE PLAYOFFS

The Vikings are 227-139-2 all-time in seasons following a playoff berth, and the team has made 17 of a possible 23 trips to the post-season after an appearance in the previous year.

## ROSTER CUTDOWN DATES

The Vikings entered camp with 80 players on their roster, but will have to make two sets of cuts prior to the opening of the regular season.

September 1 - Roster cut-down to maximum of 75 players.

September 5 - Roster cut-down to maximum of 53 players.

September 6 - Practice squad of 8 players may be established.

## 2009 STRENGTH OF SCHEDULE

The following is the 2009 strength of schedule for all 32 teams. The Vikings have the 31st toughest schedule. Minnesota will face 3 of the 4 teams that reached the 2008 NFC and AFC Championship games and will line up against 5 of the 2008 playoff squads - Arizona, Baltimore, Carolina, New York Giants, and Pittsburgh.

### 2009 NFL Strength of Schedule

Team	2008 Pct./W-L
Miami Dolphins.....	.594/152-104
Carolina Panthers.....	.592/151-104
New England Patriots.....	.590/151-105
Atlanta Falcons.....	.588/150-105
Tampa Bay Buccaneers.....	.580/148-107
Buffalo Bills.....	.570/146-110
New York Jets.....	.568/145-110
New Orleans Saints.....	.557/142-113
Philadelphia Eagles.....	.535/137-119
New York Giants.....	.527/134-120
Jacksonville Jaguars.....	.516/132-124
Dallas Cowboys.....	.516/131-123
Indianapolis Colts.....	.512/131-125
Tennessee Titans.....	.508/130-126
Houston Texans.....	.506/129-126
Washington Redskins.....	.492/125-129
San Diego Chargers.....	.484/123-131
Kansas City Chiefs.....	.484/123-131
Oakland Raiders.....	.480/122-132
Denver Broncos.....	.480/122-132
Detroit Lions.....	.467/119-136
St. Louis Rams.....	.465/119-137
Cincinnati Bengals.....	.465/119-137
Seattle Seahawks.....	.457/117-139
Cleveland Browns.....	.449/114-140
San Francisco 49ers.....	.443/113-142
Arizona Cardinals.....	.441/113-143
Baltimore Ravens.....	.438/111-143
Pittsburgh Steelers.....	.434/110-144
Green Bay Packers.....	.428/109-146
<b>Minnesota Vikings.....</b>	<b>.420/107-148</b>
Chicago Bears.....	.414/105-149

## VIKINGS LATEST ROSTER MOVES

Date	Player	Transaction
August 27	WR Glenn Holt.....	Waived
August 18	QB Brett Favre.....	Signed
August 18	LB Robert Francois.....	Waived
August 16	TE Jake Nordin.....	Signed
August 16	RB Kahlil Bell.....	Waived
August 5	RB Antone Smith.....	Signed
August 4	WR Aundrae Allison.....	Waived
August 2	WR Percy Harvin.....	Signed
July 30	DE Kenechi Udeze.....	Retired
July 29	T Phil Loadholt.....	Signed
July 27	CB Charles Gordon.....	Waived
July 23	CB Asher Allen.....	Signed
June 30	LB Jasper Brinkley.....	Signed
June 22	S Jamarca Sanford.....	Signed
June 19	QB Sean Glennon.....	Waived
June 19	OL Bobby Lepori.....	Waived
June 19	TE Nick Walker.....	Waived
June 2	WR Bobby Williams.....	Signed
June 1	WR Roderick Rogers.....	Waived
May 18	FB Nehemiah Broughton.....	Signed
May 5	C Juan Garcia.....	Signed



# VIKINGS TEAM NOTES



## 2009 NFL DRAFT SELECTIONS & ROOKIE FREE AGENTS

Despite tying a franchise-low by only drafting 5 players, the Vikings were efficient and opportunistic at the 2009 NFL Draft, filling areas of need while taking players with great upside. The Vikings walked away with 4 of their 5 picks hailing from the Southeastern Conference.

### Round 1 - 22nd Selection

1. **Percy Harvin** (#22), WR, Florida

### Round 2 - 22nd Selection

2. **Phil Loadholt** (#54), T, Oklahoma

### Round 3 - 22nd Selection

3. **Asher Allen** (#86), CB, Georgia

### Round 5 - 14th Selection

5. **Jasper Brinkley** (#150), LB, South Carolina

### Round 7 - 22nd Selection

7. **Jamarca Sanford** (#231), S, Mississippi



### Undrafted Rookie Free Agents

Colt Anderson, S, Montana  
 Jon Cooper, C, Oklahoma  
 Juan Garcia, C, Washington  
 De'von Hall, S, Utah State  
 Antoine Holmes, DT, North Carolina State

Ian Johnson, RB, Boise State  
 Tremaine Johnson, DT, Louisiana  
 Andy Kemp, G, Wisconsin  
 Nick Moore, WR, Toledo

Vinny Perretta, WR, Boise State  
 Nick Urban, G, Winona State  
 Bobby Williams, WR, North Alabama

## OFFSEASON ACQUISITIONS

During the 2009 offseason, the Vikings added some key players through either free agency or trades, including future Hall of Fame QB **Brett Favre**. The team also re-signed multiple players, including LB **Heath Farwell**, TE **Jim Kleinsasser** and FB **Naufahu Tah**i.

### Free Agency

FB **Nehemiah Broughton** (Was.)  
 QB **Brett Favre** (NYJ)  
 K **Taylor Mehlhaff** (N.O.)  
 CB **Karl Paymah** (Den.)

### Notes

Spent the 2008 season on the Redskins practice squad...Has played in 6 career games.  
 Three-time NFL MVP spent the 2008 season with the NY Jets, where he earned his 10th Pro Bowl berth.  
 Played in 3 games with the Saints in 2008, connecting on 3 of 4 FGs, including a long of 44, and 9 PATs.  
 Standout special teams player during his 4 seasons with Denver. Has played in 60 games with 5 starts.

### Trade

QB **Sage Rosenfels** (Hou.)

### Notes

Has thrown a TD in 14 of the last 15 games he's played...threw for 1,431 yards and 6 TDs in 6 games in '08.

### Re-Signed

DT **Fred Evans** (RFA)  
 LB **Heath Farwell** (UFA)  
 DT **Jimmy Kennedy** (UFA)  
 TE **Jim Kleinsasser** (UFA)  
 DT **Jayme Mitchell** (RFA)  
 CB **Benny Sapp** (UFA)  
 FB **Naufahu Tah**i (RFA)  
 CB **Antoine Winfield** (re-signed)

### Notes

Stepped into starting lineup in the final 2 regular season games and playoff game for an injured Pat Williams.  
 Selected as the Special Teams Player of the Year in 2006 and '07...Suffered season-ending injury in 2008.  
 Former 1st-round pick (#12) by St. Louis in 2003...Has played in 64 games with 30 starts.  
 Named to USA Today's All-Joe Team in 2007 and 2008...Has 104 career starts and 164 catches.  
 Spent 2008 on IR...has played in 23 career games and has 4.0 sacks.  
 Notched INTs in consecutive games at Jacksonville (11/23/08) and vs. Chicago (11/30/08)  
 Hard-nosed blocker who worked from practice squad in 2006 to the field in '07 to starter in '08.  
 Earned 1st Pro Bowl berth in his 10th NFL season in 2008 and earned 2nd-Team AP All-Pro honors.

## TEAM FACTS AND FIGURES

• Oldest Vikings player	Brett Favre, 39	Born 10/10/69
• Youngest Vikings player	Percy Harvin, 21	Born 5/28/88
• Most seasons as a Viking	Jim Kleinsasser	11
• Most NFL seasons	Brett Favre	19
• College with the most Vikings	Maryland (4) Oklahoma (4)	Jeff Dugan, E.J. Henderson, Erin Henderson, Madiou Williams Jon Cooper, Phil Loadholt, Adrian Peterson, Marcus Walker
• Conference with the most Vikings	Big 12	12 players on '09 roster
• Largest Viking	Phil Loadholt	Stands 6-8 and weighs 343 pounds
• Smallest Viking	Antoine Winfield, CB	Stands 5-9 and weighs 180 pounds
• Former 1 <sup>st</sup> -round draft picks	8	Chad Greenway, Percy Harvin, Steve Hutchinson, Jimmy Kennedy, Bryant McKinnie, Adrian Peterson, Kevin Williams, Antoine Winfield, Jared Allen, Brett Favre, Steve Hutchinson, Adrian Peterson, Kevin Williams, Pat Williams, Antoine Winfield
• Pro Bowlers	7	Eric Bieniemy, Karl Dunbar, Leslie Frazier, Jason Glenn, Jimmie Johnson, Fred Pagac
• Coaches who played in the NFL	6	

# BRETT FAVRE NOTES



## CROSSING THE BORDER



On Tuesday, August 18, many Vikings fans witnessed the unimaginable, as longtime Green Bay Packers QB **Brett Favre** signed a 2-year deal with Minnesota, bringing one of the biggest sports border rivalries to even greater heights.

In his 19th year in the NFL, Favre joins the Vikings after spending the 2008 season with the N.Y. Jets, where he was voted to his 10th Pro Bowl and finished the season with 3,472 passing yards and 22 touchdowns. Prior to joining the

Jets, Favre spent 16 seasons with the Packers. During that time he endured only one losing season, taking the Packers to 2 Super Bowls (winning one) and making 11 playoff appearances.

Favre's numbers over the years speak for themselves:

- \* Named MVP of the NFL 3 consecutive seasons (1995-97) and selected to 10 Pro Bowls.
- \* Started 269 consecutive games (291 including playoffs) for Green Bay and N.Y. Jets, the longest stretch ever by an NFL QB.
- \* Holds every significant NFL career passing record and is the league's all-time leader in TD passes (464), completions (5,720), attempts (9,280), yards (65,127) and victories as a starting QB (169).
- \* Has 41 career game-winning comebacks (4th quarter deficit or tie).
- \* Has 55 career 300-yard passing games.
- \* Extended 2 of his own NFL records in 2008 with his 17th consecutive season and 17th overall season with 3,000+ yards passing.
- \* Has surpassed the 4,000-yard passing mark 5 times during his career.
- \* Earned countless honors throughout his career, the most recent being *Sports Illustrated's* 2007 Sportsman of the Year.

## LEAGUE OF HIS OWN

**Brett Favre** holds the NFL record in every significant passing category, eclipsing the career TD passes record against the Vikings at the Metrodome in 2007.

### NFL Career TD Passes

Player	TDs
1) <b>Brett Favre</b> .....	<b>464</b>
2) Dan Marino .....	420
3) Fran Tarkenton .....	342
4) Peyton Manning .....	333
5) John Elway .....	300

### NFL Career Passing Yards

Player	Yards
1) <b>Brett Favre</b> .....	<b>65,127</b>
2) Dan Marino .....	61,361
3) John Elway .....	51,475
4) Warren Moon .....	49,325
5) Fran Tarkenton .....	47,003

### NFL Career Passing Totals

Player	Comp./Att./Pct.
1) <b>Brett Favre</b> .....	<b>5,720/9,280/61.6%</b>
2) Dan Marino .....	4,967/8,358/59.4%
3) John Elway .....	4,123/7,250/56.9%
4) Drew Bledsoe .....	3,839/6,717/57.2%
5) Peyton Manning .....	3,839/5,960/64.4%

## 72-HOUR FAVRE FRENZY

In the 72 hours following the **Brett Favre** signing last Tuesday, the Vikings experienced some staggering numbers in several areas:

- \* The team sold over 4,000 season tickets and over 15,000 individual game tickets.
- \* The 3 Vikings Locker Room retail stores and vikings.com sold over 5,000 Favre jerseys.
- \* Vikings.com had over 1 million visitors. The team had 800,000 page views in the first 24 hours after the signing (compared to an average of 100,000).
- \* The Vikings preseason game against the Chiefs had a 25.8 household TV rating and a 48 share. The game topped out with a 29.1 rating and a 56 share at one point.

## WINNER'S CIRCLE

**Brett Favre** has won more games as a starting quarterback than any player in NFL history. With Favre at the helm in 17 seasons as a starter, he has led teams to the playoffs 11 times and has only endured one losing season.

### Most Wins By Starting QBs In NFL History

Player, Team	W-L
1) <b>Brett Favre, Green Bay &amp; N.Y. Jets</b> .....	<b>169-100</b>
2) John Elway, Denver .....	148-82
3) Dan Marino, Miami .....	147-93
4) Fran Tarkenton, Minnesota & N.Y. Giants .....	125-109
5) Johnny Unitas, Baltimore & San Diego .....	119-63
6) Joe Montana, San Francisco & Kansas City .....	117-47
6) Peyton Manning, Indianapolis .....	117-59

### Year-By-Year Records With Favre Starting At QB

Team, Season	W-L (Playoffs)
Green Bay, 1992# .....	9-7
Green Bay, 1993 .....	9-7 (Divisional Playoffs)
Green Bay, 1994 .....	9-7 (Divisional Playoffs)
Green Bay, 1995* .....	11-5 (NFC Championship Game)
Green Bay, 1996* .....	13-3 (Super Bowl XXXI Champions)
Green Bay, 1997* .....	13-3 (Super Bowl XXXII)
Green Bay, 1998 .....	11-5 (Wild Card Playoffs)
Green Bay, 1999 .....	8-8
Green Bay, 2000 .....	9-7
Green Bay, 2001 .....	12-4 (Divisional Playoffs)
Green Bay, 2002* .....	12-4 (Wild Card Playoffs)
Green Bay, 2003* .....	10-6 (Divisional Playoffs)
Green Bay, 2004* .....	10-6 (Wild Card Playoffs)
Green Bay, 2005 .....	4-12
Green Bay, 2006 .....	8-8
Green Bay, 2007* .....	13-3 (NFC Championship Game)
N.Y. Jets, 2008 .....	9-7
* NFC Central/North titles	
# Favre 8-5 as the starter	

## MEASURE UP THE YARDS

**Brett Favre** enters 2009 with a streak of 17 consecutive seasons throwing for 3,000+ yards, breaking the plateau in each season dating back to 1992.

### Most Consecutive 3,000-Yard Passing Seasons

Player	Seasons
1) <b>Brett Favre, Green Bay &amp; N.Y. Jets</b> .....	<b>17; 1992-2008</b>
2) Peyton Manning, Indianapolis .....	11; 1998-2008
3) Dan Marino, Miami .....	9; 1984-92

### Most Overall 3,000-Yard Passing Seasons

Player	Seasons
1) <b>Brett Favre, Green Bay &amp; N.Y. Jets</b> .....	<b>17; 1992-2008</b>
2) Dan Marino, Miami .....	13; 1983-92, '94-95, '97-98
3) John Elway, Denver .....	12; 1985-91, '93-97
4) Peyton Manning, Indianapolis .....	11; 1998-2008

# QB BRETT FAVRE NOTES



## EXCLUSIVE COMPANY

**Brett Favre** and fellow QB Peyton Manning are the only players in NFL history to receive the Associated Press NFL MVP award 3 times during their careers. Favre accomplished the feat in 3 consecutive seasons - 1995, 1996 and 1997.

### Multiple Associated Press NFL MVP Award Winners

Player, Team	Honors; Seasons
1t) <b>Brett Favre, Green Bay</b> .....	<b>3; 1995-97</b>
1t) Peyton Manning, Indianapolis .....	3; 2003-04, 2008
3t) Jim Brown, Cleveland.....	2; 1957, 1965
3t) Johnny Unitas, Baltimore .....	2; 1964, 1967
3t) Joe Montana, San Francisco.....	2; 1989, 1990
3t) Steve Young, San Francisco .....	2; 1992, 1994
3t) Kurt Warner, St. Louis .....	2; 2003-04

### Vikings Associated Press NFL MVP Award Winners

Player	Season
Alan Page .....	1971
Fran Tarkenton .....	1975

## BEST OF THE BEST

**Brett Favre** ranks among the NFL's all-time greatest QBs in the single season and career passing charts. His consistency over his 17 seasons as a starting QB has put him in elite company.

### Most Seasons Leading League In Passing

Player	Seasons
1t) <b>Brett Favre</b> .....	<b>4; 1995-97, 2003</b>
1t) Johnny Unitas.....	4; 1957-60
1t) Len Dawson .....	4; 1962-63, '65-66
1t) Steve Young .....	4; 1992-94, '98

### Most Career Games With 4+ TD Passes

Player	Games
Dan Marino .....	21
<b>Brett Favre</b> .....	<b>20</b>
Johnny Unitas.....	17

## TEST OF DURABILITY

**Brett Favre** is closing in on former Vikings ironman Jim Marshall for the most consecutive games suited up for by a position player. Currently Favre ranks 2nd all-time for consecutive games played by a position player.

### Most Consecutive Regular Season NFL Games Played

Player	Games
1) Jim Marshall .....	282
<b>2) Brett Favre</b> .....	<b>271</b>

## SINGLE GAME HIGHS

Attempts .....	61 .....	vs. San Francisco (10/14/96)
Completions.....	36 .....	at Chicago (12/5/93)
Passing Yards.....	402 .....	at Chicago (12/5/93)
TD Passes .....	6 .....	vs. Arizona (9/28/08)
Long Pass.....	99t .....	vs. Chicago (9/11/95)
Highest QB Rating.....	154.9 .....	at Oakland (12/22/03)
Rushing Attempts .....	7 .....	at Oakland (11/4/07)
Rushing Yards .....	58 .....	at Chicago, 10/31/94)
Long Rush .....	40 .....	vs. Jacksonville (9/24/95)
Rushing TDs.....	2 .....	vs. Dallas (10/8/95)

### Favre's Highest Single-Game Passer Ratings

1) 154.9 .....	at Oakland (12/22/03)
2) 147.2 .....	vs. Chicago (11/12/95)
3) 143.6 .....	vs. Tampa Bay (11/26/95)
4) 142.8 .....	at New Orleans (12/16/95)
5) 142.6 .....	vs. Tennessee (12/20/98)

## TOUCHDOWN TARGETS

**Brett Favre** has thrown TD passes to 50 different players over his career - 44 with Green Bay and 6 with the N.Y. Jets. His first career TD pass came vs. Cincinnati (9/20/92) when he connected with Sterling Sharpe on a 5-yard score. The following list is for regular season games only.

### Players Catching TD Passes From Favre

Player	TDs
Antonio Freeman .....	57
Sterling Sharpe.....	41
Donald Driver.....	36
Robert Brooks.....	32
Bubba Franks .....	29
Bill Schroeder .....	19
Javon Walker .....	19
Mark Chmura.....	16
Dorsey Levens.....	16
Ahman Green .....	14
Greg Jennings .....	14
William Henderson .....	13
Tyrone Davis.....	12
Robert Ferguson.....	12
Keith Jackson .....	11
Edgar Bennett.....	10
David Martin .....	9
Donald Lee .....	8
Anthony Morgan .....	8
Corey Bradford .....	7
Laveranues Coles.....	7
Jackie Harris.....	6
Antonio Chatman.....	5
Jerricho Cotchery .....	5
Tony Fisher.....	5
Derrick Mayes.....	5
Don Beebe.....	4
Ruvell Martin.....	4
Mark Clayton .....	3
Mark Ingram .....	3
Dustin Keller .....	3
Terry Mickens .....	3
Chansi Stuckey.....	3
Terry Glenn .....	2
Noah Herron .....	2
James Jones .....	2
Charles Jordan .....	2
Jeff Thomason.....	2
Leon Washington.....	2
Ed West.....	2
Reggie Cobb.....	1
Samkon Gado.....	1
Charles Lee .....	1
Andre Rison.....	1
Koren Robinson.....	1
Harry Sydney.....	1
Kitrick Taylor .....	1
Darrell Thompson .....	1
Wesley Walls .....	1



## NEW FACES

Twenty-seven Vikings are playing in purple for the first time in 2009: CB **Asher Allen**, S **Colt Anderson**, LB **Jasper Brinkley**, FB **Nehemiah Broughton**, T **Chris Clark**, C **Jon Cooper**, QB **Brett Favre**, C **Juan Garcia**, S **De'von Hall**, WR **Percy Harvin**, DT **Antoine Holmes**, WR **Glenn Holt**, RB **Ian Johnson**, DT **Tremaine Johnson**, G **Andy Kemp**, DT **Jimmy Kennedy**, T **Phil Loadholt**, K **Taylor Mehlhaff**, WR **Nick Moore**, TE **Jake Nordin**, LB **Kenny Onatolu**, CB **Karl Paymah**, WR **Vinny Perretta**, QB **Sage Rosenfels**, S **Jamarca Sanford**, RB **Antone Smith**, and G **Nick Urban**.

## HAPPY BIRTHDAY TO...

The following Vikings players recently celebrated their birthdays:

- \* LB **E.J. Henderson** turned 29 on 8/3
- \* C **John Sullivan** turned 24 on 8/8
- \* K **Ryan Longwell** turned 35 on 8/16
- \* K **Taylor Mehlhaff** turned 24 on 8/25
- \* S **Jamarca Sanford** turned 24 on 8/27

## VIKINGS PRONUNCIATION GUIDE

### Players

Husain Abdullah.....	WHO-sane ab-dul-LA
Bernard Berrian.....	bare-E-an
Nehemiah Broughton.....	Knee-uh-my-uh BROUGHT-en
Martail Burnett.....	MAR-tell BUR-net
Jeff Dugan.....	DOO-gan
Letroy Guion.....	LA-troy GUY-on
Otis Grigsby.....	grigs-BEE
De'von Hall.....	DUH-von
Anthony Herrera.....	HA-rare-ah
Tarvaris Jackson.....	ta-VAR-is
Tremaine Johnson.....	TRA-main
Tyrell Johnson.....	TIE-rell
Jim Kleinsasser.....	KLINE-sauce-er
Chris Kluwe.....	CLUE-ee
Ben Leber.....	LEE-ber
Cullen Loeffler.....	LEFF-ler
Taylor Mehlhaff.....	MEL-hoff
Kenny Onatolu.....	on-uh-TOE-lu
Darius Reynaud.....	RAY-nod
Brian Robison.....	ROB-ah-sin
Visanthe Shiancoe.....	vi-sahn-tay SHANK-oh
Antone Smith.....	an-TONE
Naufahu Tahı.....	nah-fah-WHO TAH-hee
Madiou Williams.....	muh-DEE-you
Antoine Winfield.....	an-TWAN

### Coaches

Eric Bieniemy.....	bee-en-uh-me
Tom Kanavy.....	ka-NAY-vee
Fred Pagac.....	PUG-itch

## UNDRAFTED DOESN'T MEAN UNDESERVING

For many NFL players, not being selected in the 7 rounds of the draft is extra motivation to prove their worth. The Vikings feature a number of undrafted players who have earned valuable roles on the team. The most notable is 3-time Pro Bowl DT **Pat Williams**, who was a rookie free agent with Buffalo in 1997 before moving into a starting role with the Bills in 2000. The Vikings had 3 undrafted rookies on the roster in 2008 - S **Hussain Abdullah**, LB **Erin Henderson**, and WR **Darius Reynaud**. LB **Heath Farwell**, who was injured throughout 2008, began as a rookie free agent, as did LS **Cullen Loeffler** and starting G **Anthony Herrera**. Vikings lineman **Artis Hicks** also was a rookie free agent with the Eagles and went on to start in the Super Bowl for the team. The Vikings most notable all-time undrafted players include Ring of Honor inductees **John Randle** and **Mick Tingelhoff**.

## ROSTER TURNOVER 2006-2009

Of the 79 players on the roster, only 21 were on the Vikings roster for the first regular-season game under **Brad Childress** on 9/11/2006. Including players that joined the Vikings during the 2006 campaign, a total of 23 players on the 2009 training camp roster were members of the purple and gold in Childress' first season. Childress has been able to keep a core group of key players together since the beginning of his tenure, as 9 of the 22 starters and 17 players from that first game in 2006, including the 3 specialists, will be back in 2009. Here is a position-by-position look at the roster turnover over the past 3 seasons:

**QUARTERBACKS** – 1-of-4 QBs on the Vikings training camp roster was a Viking in 2006 (**Tarvaris Jackson**).

**RUNNING BACKS/ FULLBACKS** – 2-of-7 RBs/FBs on the Vikings training camp roster was a Viking in 2006 (RB **Chester Taylor** and FB **Naufahu Tahı**\*)

**WIDE RECEIVERS** – The WR position has seen the biggest turnover as 0-of-9 wideouts on the Vikings current roster were on the squad in 2006.

**TIGHT ENDS** – 2-of-5 Vikings TEs were Vikings in 2006 (**Jim Kleinsasser** and **Jeff Dugan**)

**OFFENSIVE LINE** – The Vikings have been able to keep the nucleus of their offensive line together with 5 players of the 14 currently on the roster still remaining from the 2006 squad (**Ryan Cook**, **Anthony Herrera**, **Artis Hicks**, **Steve Hutchinson**, and **Bryant McKinnie**). McKinnie, Hicks, and Hutchinson were all starters in 2006, while McKinnie, Hutchinson, Herrera, and Cook all were regulars on the line in 2008.

**DEFENSIVE LINE** – The Vikings defensive line has also been a consistent presence since Childress took over, with 4 players remaining from the 2006 season (**Ray Edwards**, **Jayme Mitchell**, **Kevin Williams**, and **Pat Williams**).

**LINEBACKERS** – 4-of-8 linebackers going into 2009 training camp were with the Vikings in 2006 (**Heath Farwell**, **Chad Greenway**\*\*, **E.J. Henderson**, and **Ben Leber**). Leber and Henderson were regulars in 2006, and Greenway, Henderson, and Leber were all starters in 2008 (Henderson was placed on IR following week 4 in 2008).

**DEFENSIVE BACKS** – 2-of-14 defensive backs heading into training camp were members of the 2006 team (**Cedric Griffin** and **Antoine Winfield**). Both were starters in 2008.

**SPECIALISTS** – All 3 Vikings specialists (P **Chris Kluwe**, K **Ryan Longwell**, and LS **Cullen Loeffler**) from 2006 are returning in 2009.

\* - Tahı joined the Vikings in 2006 during Week 12 of the season

\*\* - Greenway was on injured reserve for the entire 2006 season

## INTERNATIONAL VIKINGS

The Vikings have 4 players who were born outside of the United States:

\* WR **Bernard Berrian**, whose parents are retired from the U.S. Air Force, was born in Spain.

\* G **Anthony Herrera** was born in Trinidad before emigrating to the United States as a child, arriving in Florida on his 14th birthday. Herrera became a U.S. citizen in the spring of 2008.

\* S **Madiou Williams** is a native of Sierra Leone. He moved to Maryland with his family at age nine.

\* TE **Visanthe Shiancoe** was born in Birmingham, England.



## **DRAFT CHOICES**

### **PERCY HARVIN, WR, FLORIDA FIRST ROUND – 22ND CHOICE, 22ND OVERALL**

Harvin became the first Florida Gator drafted in the first round in Vikings history and the fifth wide receiver selected in the opening round by the team.

Harvin left school after his junior season as one of the most prolific players in recent history. A consummate dual threat at wide receiver and tailback, Harvin amassed 1,929 aerial yards to go with 1,852 on the ground and 32 total touchdowns in a three-year career that included two National Championships. He became one of only two wide receivers in Division I-A football since 1996 to have over 1,500 rushing and receiving yards, and the first to accomplish the feat in just 3 years. The Virginia Beach native set a number of Florida records, including most career yards rushing by a WR (1,852), and most rushing yards in a single season by a receiver (764 in 2007). Harvin earned 2008 1st-Team All-America (all purpose) honors from the AFCA, Sports Illustrated, Walter Camp and was a 2nd-Teamer with the Associated Press. He was also selected as a 1st-Team All-SEC WR by the league's coaches and 1st-Team by the Associated Press as an all-purpose player and 2nd-Team as a WR.

Harvin is the only athlete in Virginia state history to claim five gold medals at the state track championships.

### **PHIL LOADHOLT, OT, OKLAHOMA SECOND ROUND – 22ND CHOICE, 54TH OVERALL**

Standing at 6'8 and 340 pounds Phil Loadholt made his mark as a dominating force on one of college football's best offensive units. A consensus first-team All-Big 12 as a senior, Loadholt spent two seasons at OU, transferring in after two seasons at Garden City (KS) Community College. In his two years in Norman, the Sooners won back-to-back Big 12 titles and compiled a 23-5 record with Loadholt opening 27 contests. The Fountain, Colorado native helped 2008 OU team set numerous national and team records, including scoring an NCAA-record 716 points, topping the 656 by Hawaii in 2006 and recording a team and NCAA-record 96 offensive touchdowns. Oklahoma averaged over 51 points and 547 yards per game, while scoring 60+ points in five-straight games in 2008. The 2008 squad capped the year off with a Big 12 title and advanced to National Championship game against Harvin's Florida Gator. Loadholt blocked for a pair of 1,000-yard rushers as a senior.

### **ASHER ALLEN, CB, GEORGIA THIRD ROUND – 22ND CHOICE, 86TH OVERALL**

Allen joined the Vikings after his junior season with the Bulldogs as a hard-nosed cornerback and elite kickoff return specialist. The Tucker, Georgia, native started his final two seasons at Georgia as a strong-side corner and earned recognition as a finalist for the Lott Trophy and as a semifinalist for the Jim Thorpe Award as the nation's top defensive back. The Lott Trophy is presented annually to the college football Defensive IMPACT Player of the Year. IMPACT is an acronym for: Integrity, Maturity, Performance, Academics, Community, and Tenacity.

In total, Allen started 24 of 39 games at Georgia and tallied 141 tackles, 3 sacks, and 9 TFLs, 3 INTs, and 2 FRs. As a kick returner, Allen set the Bulldogs season record for returns and return yards with 28 returns for 690 yards. He also leaves school after just three years ranked third in Georgia history with 1,110 career return yards and fourth in school annals with a 23.6 yards per attempt average.

### **JASPER BRINKLEY, LB, SOUTH CAROLINA FIFTH ROUND – 14TH CHOICE, 150TH OVERALL**

The Vikings moved up eight spots in the fifth round, trading their second of two seventh round picks to Washington, to make sure they got Brinkley. The Thomson, Georgia native was considered a top-round pick at middle linebacker before injuring his knee four games into the 2007 season, being named to the All-SEC first-team and the Bronko Nagurski Trophy, Butkus Award, and Lombardi Award watch lists in the 2007 preseason. Brinkley spent 2 months in a wheelchair, but returned to start every game in 2008, playing his best football at the end of the season, including 11 tackles and an INT in the Gamecocks matchup vs. Iowa in the Outback Bowl. Brinkley was named to the All-SEC second-team, as the Gamecocks defense ranked 13th in the nation in total defense and second in the nation in pass defense.

Brinkley was teammates with Vikings wide receiver **Sidney Rice** at South Carolina.

### **JAMARCA SANFORD, S, OLE MISS SEVENTH ROUND – 22ND CHOICE, 231ST OVERALL**

A four-year starter at Mississippi, Sanford was the SEC's active leader in career tackles as a senior in 2008. The Batesville, Mississippi native started all 44 games he played in and was selected to play in the Texas vs. The Nation All-Star Challenge following his senior season. Sanford's leadership was recognized when he was named a captain for the Rebels in 2008 and honored with the 2008 Leadership Award from the Birmingham Alumni Club. Sanford made an impact as a freshman at Ole Miss as he was named third-team Freshman All-America by the sporting news and first-team Freshman All-SEC by the leagues coaches. Sanford was selected as the SEC Defensive Player of the Week after Mississippi's game at Florida in 2008, as he shut future teammate Percy Harvin down.

Sanford was teammates at Ole Miss with Vikings defensive end **Jayme Mitchell**.



## **ROOKIE FREE AGENTS**

### **COLT ANDERSON, S, MONTANA**

Two-time winner of Montana's Steve Carlson Award, given to the Grizzlies' MVP, as voted on by teammates...Anderson's 313 career tackles ranks 5th in school history...Started 40 games in a row, not missing a start from sophomore to senior seasons.

### **JON COOPER, C, OKLAHOMA**

Started 43 career games for one of the nation's top offenses, including 14 starts during his senior season of 2008, when OU was the highest-scoring team in college football's modern era...Named Big 12 Offensive Lineman of the Year by the coaches as a senior in 2008...Helped lead OU's No. 1 nationally-ranked offense to the 2009 BCS National Championship Game.

### **JUAN GARCIA, C, WASHINGTON**

A three-year starter for the Huskies, finished his career with 37 consecutive starts...Won UW's John P. Angel Lineman of the Year award in 2007 and 2008...Named team captain as a junior and senior and earned Honorable Mention All-Pac 10 honors as a senior and played in the 2009 East-West Shrine game.

### **DE'VON HALL, S, UTAH STATE**

Began his Utah State tenure as a WR, moving to LB and then DB as a senior...Selected to play in the East-West Shrine game after his senior season...Finished his career with 128 tackles, 11.5 TFLs, 2 sacks, 4 INTs, 4 FRs and 13 passes defended.

### **ANTOINE HOLMES, DT, NORTH CAROLINA STATE**

Versatile player who can line up at both DT and DE...Like T Bryant McKinnie, enters the league as a product of the Lackawanna Junior College program...Played in all 13 Wolfpack games as a senior in 2008 and finished with 35 tackles, 2.0 sacks and ranked 3rd on the team with 9 TFLs.

### **IAN JOHNSON, RB, BOISE STATE**

Ended his collegiate career with the school record in rushing TDs with 58 and broke WAC record formerly held by Marshall Faulk (57)...Ranks 2nd in BSU history with 4,183 career rushing yards and 3rd in school annals with 16 career 100-yard rushing games...Proposed to his wife, Chrissy, a BSU cheerleader, in a famous scene at the end of the dramatic Fiesta Bowl win over Oklahoma as a sophomore in 2006.

### **TREMAINE JOHNSON, DT, LOUISIANA**

Coached in his freshman season at LSU by current Vikings defensive line coach, Karl Dunbar...Played in all 13 games as a senior in 2008, including the Chick-Fil-A Bowl vs. Georgia Tech...Ended his college career with 43 tackles, 7 TFLs and 4.5 sacks.

### **ANDY KEMP, G, WISCONSIN**

Started 36 games out of 37 career contests with the Badgers, becoming a full-time starter as a sophomore...Helped lead the Badgers to bowl games in each of his 4 seasons...Key contributor to a Badgers offense that averaged over 28.0 points per game in all 4 seasons...Paved the way for Wisconsin's offense to average over 400 yards of total offense in consecutive seasons (2007-2008) for the first time since 1993-1994.

### **NICK MOORE, WR, TOLEDO**

Brother is Toledo all-time leading receiver and New Orleans Saints WR Lance Moore...Ended Toledo career ranked 4th in Rockets history with 182 receptions, trailing his brother for the school record...Twice named All-MAC...Hauled in 138 catches in his final 2 collegiate seasons, catching 60 as a junior and 78 as a senior in 2008.

### **VINNY PERRETTA, WR, BOISE STATE**

Helped Boise State win the Fiesta Bowl over Oklahoma to cap the 2006 season and was a key contributor in the team's 12-0 finish in 2008...Played in 43 career games and averaged 16.1 yards per catch as a senior...Threw a pair of TD passes during his career, including the memorable one in Fiesta Bowl win over OU that set up current teammate Ian Johnson's game-winning 2-point conversion...Began BSU career as a walk-on.

### **ANTONE SMITH, RB, FLORIDA STATE**

Originally signed with Detroit as an undrafted free agent...Rushed for 15 touchdowns as a senior, which led the ACC and was the most by a Florida State running back since Warrick Dunn had 16 in 1995...Was a teammate of Vikings DT Letroy Guion at FSU.

### **NICK URBAN, G, WINONA STATE**

Named Winona State Male Athlete of the Year as a senior...Earned NCAA Division II All-America status by 5 organizations and publications, as well as being named First Team All-Region and First Team All-NSIC...Invited to play in the Cactus Bowl, a game that features the best Division II football players in the nation.

### **BOBBY WILLIAMS, WR, NORTH ALABAMA**

Cousin of WR Jabar Gaffney, who has played with Houston, New England and Denver...played senior season at Division II North Alabama after transferring from Middle Tennessee State...Helped North Alabama win the Gulf South Conference title and advance to the 2nd round of the Division II playoffs.

# VIKINGS TEAM NOTES



<u>Name</u>	<u>Hometown City, State</u>
Husain Abdullah.....	Pomona, CA
Asher Allen.....	Tucker, GA
Jared Allen.....	Los Gatos, CA
Colt Anderson.....	Butte, MT
Bernard Berrian.....	Winton, CA
John David Booty.....	Shreveport, LA
Jasper Brinkley.....	Thomson, GA
Nehemiah Broughton.....	North Charleston, SC
Martail Burnett.....	Los Angeles, CA
Chris Clark.....	New Orleans, LA
Ryan Cook.....	Albuquerque, NM
Jon Cooper.....	Fort Collins, CO
Brian Daniels.....	Denver, CO
Jeff Dugan.....	Pittsburgh, PA
Ray Edwards.....	Cincinnati, OH
Fred Evans.....	Morgan Park, IL
Heath Farwell.....	Corona, CA
Brett Favre.....	Kiln, Mississippi
Eric Frampton.....	San Jose, CA
Juan Garcia.....	Yamika, WA
Chad Greenway.....	Mt. Vernon, SD
Cedric Griffin.....	San Antonio, TX
Otis Grigsby.....	Converse, TX
Letroy Guion.....	Starke, FL
De'von Hall.....	Reseda, CA
Percy Harvin.....	Virginia Beach, VA
E.J. Henderson.....	Aberdeen, MD
Erin Henderson.....	Aberdeen, MD
Anthony Herrera.....	Naples, FL
David Herron.....	Warren, OH
Artis Hicks.....	Jackson, TN
Antoine Holmes.....	Williamsburg, VA
Steve Hutchinson.....	Ft. Lauderdale, FL
Tarvaris Jackson.....	Montgomery, AL
Ian Johnson.....	San Dimas, CA
Jaymar Johnson.....	Gary, IN
Tremaine Johnson.....	Galena Park, TX
Tyrell Johnson.....	Rison, AR
Andy Kemp.....	Menasha, WI
Jimmy Kennedy.....	Yonkers, NY
Jim Kleinsasser.....	Carrington, ND
Chris Kluwe.....	Los Alamitos, CA
Ben Leber.....	Vermillion, SD
Phil Loadholt.....	Fountain, CO
Cullen Loeffler.....	Ingram, TX
Ryan Longwell.....	Bend, OR
Marcus McCauley.....	Sacramento, CA
Bryant McKinnie.....	Woodbury, NJ
Taylor Mehlhaff.....	Aberdeen, SD
Garrett Mills.....	Jenks, OK
Jayme Mitchell.....	Jackson, MS
Nick Moore.....	Westerville, OH
Jake Nordin.....	Lake Lilian, MN
Kenny Onatolu.....	Papillion, NE
Karl Paymah.....	Culver City, CA
Vinny Perretta.....	Encitas, CA
Adrian Peterson.....	Palestine, TX
Drew Radovich.....	Mission Viejo, CA
Darius Reynaud.....	Boutte, LA
Sidney Rice.....	Gaffney, SC
Derrick Roberson.....	Ft. Lauderdale, FL
Brian Robison.....	Splendor, TX
Sage Rosenfels.....	Maquoketa, IA
Jamarca Sanford.....	Batesville, MS
Benny Sapp.....	Ft. Lauderdale, FL
Visanthe Shiancoe.....	Laurel, MD
Antone Smith.....	Pahokee, FL
John Sullivan.....	Old Greenwich, CT

Naufahu Tahia.....	West Valley City, UT
Chester Taylor.....	River Rouge, MI
Nick Urban.....	Brookfield, WI
Bobby Wade.....	Phoenix, AZ
Marcus Walker.....	Waco, TX
Bobby Williams.....	Jacksonville, FL
Kevin Williams.....	Fordyce, AR
Madiou Williams.....	Lanham, MD
Pat Williams.....	Monroe, LA
Antoine Winfield.....	Akron, OH
Albert Young.....	Moorestown, NJ

## State by State Breakdown

California - 13
Texas - 8
Florida - 7
Louisiana - 4
Maryland - 4
Ohio - 4
Colorado - 3
South Dakota - 3
Arkansas - 2
Georgia - 2
Mississippi - 2
New Jersey - 2
South Carolina - 2
Virginia - 2
Wisconsin - 2
Alabama - 1
Arizona - 1
Connecticut - 1
Illinois - 1
Indiana - 1
Iowa - 1
Michigan - 1
Minnesota - 1
Mississippi - 1
Montana - 1
Nebraska - 1
New Mexico - 1
New York - 1
North Dakota - 1
Oklahoma - 1
Oregon - 1
Pennsylvania - 1
Tennessee - 1
Utah - 1
Washington - 1

Name

Hometown City, State

# VIKINGS TEAM NOTES



## 2009 SCHEDULE NOTABLES

- at CLE - The Vikings haven't traveled to Cleveland in the regular season since 1989. The Vikings also opened the '83 season in Cleveland, winning 27-21.
- at DET - The Vikings have swept Detroit 6 times since 2000, and their 63 wins over the Lions are the most vs. any opponent in the NFL.
- vs. SF - The Vikings are 4-1 in their last 5 games at home vs. the 49ers.
- vs. GB - Last November's 28-27 victory at the Metrodome was the 1st over the Packers in the Brad Childress era...In 2 career games at home vs. Green Bay, Adrian Peterson has 304 rushing yards (152 avg.) and 1 TD...It is the 2nd consecutive year the Vikings will face Green Bay on MNF. The Vikings have a 3-2 record on MNF vs. the Packers. It will mark the 50th MNF game for the Vikings.
- at STL - The Vikings will face 2 coaches from their 2008 staff in former special teams coordinator Paul Ferraro and assistant defensive line coach Brendan Daly...St. Louis has won 4 of the last 5 matchups.
- vs. BAL - The Ravens will make their 1st-ever visit to the Hubert H. Humphrey Metrodome, and former Vikings C Matt Birk will spend his 1st time on the visitor's sideline at the Dome.
- at PIT - This will be the first regular season matchup vs. former Vikings defensive coordinator Mike Tomlin...It will mark the 2nd straight season where the Vikings play the defending Super Bowl champions.
- at GB - The last Vikings victory at Lambeau Field was in 2005, when offensive coordinator Darrell Bevell was the Packers QB coach...QB Brett Favre will make his first return to Lambeau Field after spending 16 seasons with the Packers.
- vs. DET - The Vikings haven't lost to the Lions at home since 1997...The team is 34-12-1 at home against Detroit all time.
- vs. SEA - Jared Allen had his only career INT vs. Seattle as a member of the Kansas City Chiefs in 2006...In 3 games vs. Seattle Kevin Williams has 3.0 sacks...Chester Taylor had a career-high 169 yards last time the 2 teams met in 2006.
- vs. CHI - The Vikings are 14-6 at home vs. Chicago in the last 20 matchups.
- at ARI - Tarvaris Jackson earned NFC Offensive Player of the Week honors after throwing for a career-high 4 TDs at Arizona on 12/14/2008.
- vs. CIN - Vikings are 4-0 against Cincinnati at home...Besides back-to-back Minnesota victories in 1989 and 1992, the 10-game series has alternated winner and loser, with Cincinnati winning the last contest in 2005.
- at CAR - The Vikings 2nd-ever trip to Carolina, and 1st-ever prime-time matchup...So far the series has gone in 3-game win streaks, with the Vikings winning the 1st 3 matchups, followed by a Panthers 3-game run, and the Vikings have won the last 2 contests.
- at CHI - The teams combined for a series-high 89 points at Soldier Field last October. It is the 3rd consecutive year the Vikings will see the Bears in prime-time. The Vikings are 6-4 vs. the Bears on MNF.
- vs. NYG - Ryan Longwell's game-winning FG against the Giants (12/28) clinched a playoff berth for the Vikings in 2008. The Vikings are now 2-0 vs. the Super Bowl XLII champs under Childress...WR Bobby Wade's 2 best career games came vs. the Giants with 92 receiving yards in 2006 and 98 in 2008.

## 2009 REGULAR SEASON OPPONENTS

### Home (Series Record: Home Series Record)

#### NFC North

Chicago Bears (51-43-2; 30-19-0)  
Detroit Lions (63-30-2; 34-12-1)  
Green Bay Packers (46-49-1; 24-23-0)

#### NFC West

San Francisco 49ers (20-22-1; 12-9-0)  
Seattle Seahawks (4-6-0; 2-2-0)

#### AFC North

**Baltimore Ravens (1-2-0; 0-0-0)**  
Cincinnati Bengals (5-5-0; 4-0-0)

#### NFC East

**New York Giants (13-10-0; 5-4-0)**

### Away (Series Record: Away Series Record)

#### NFC North

Chicago Bears (51-43-2; 21-24-2)  
Detroit Lions (63-30-2; 29-18-1)  
Green Bay Packers (46-49-1; 22-26-1)

#### NFC West

**Arizona Cardinals (12-9-0; 6-5-0)**  
St. Louis Rams (22-16-2; 8-13-0)

#### AFC North

Cleveland Browns (10-3-0; 3-2-0)  
**Pittsburgh Steelers (8-7-0; 4-4-0)**

#### NFC South

**Carolina Panthers (5-3-0; 0-1-0)**

2008 Playoff Teams In **Bold**

\* The Vikings will face both of the Super Bowl XLIII teams (Pittsburgh, Arizona), 3 of the 4 NFC/AFC championship game teams (Arizona, Baltimore and Pittsburgh) and 5 of the 2008 playoff squads.



## 2008 VIKINGS RECORDS

The Vikings set or tied the following records in 2008:

### Individual NFL Records

- \* **Longest Completion**  
New: 99t - Bernard Berrian from Gus Frerotte, vs. Chicago, 11/30/08  
Ties: 10 other plays
- \* **Fewest Seasons Needed To Reach 3,000 Rushing Yards**  
New: 2 - Adrian Peterson, 2007-08  
Ties: 2 - 4 other players
- \* **Most Safeties In A Single Season**  
New: 2 - Jared Allen, 2008  
Ties: 14 players
- \* **Most 1,000 Yard Rushing Seasons In First 2 Seasons**  
New: 2 - Adrian Peterson, 2007-08  
Ties: 2 - 20 players; Most recently Clinton Portis, 2002-03
- \* **Highest Average Of 100-Yard Games Per Games Played - Career**  
New: 53.3 - Adrian Peterson, 2007-08  
Old: 49.7 - Barry Sanders, 1989-98

### Team NFL Records

- \* **Led NFL In Rushing Defense For 3rd Consecutive Season**  
New: Minnesota Vikings, 2006-08  
Old: Had never happened

### Vikings Team Records

- \* **Most Safeties In A Single Game**  
New: 2 - vs. Green Bay, 11/9/08  
Ties: 2 - vs. Atlanta, 10/5/03
- \* **Most Safeties In A Single Season**  
New: 3 in 2008  
Ties: 3 in 1981 and 1965
- \* **Least Time Elapsed To Score 2 Touchdowns At Start Of Game**  
New: 1:41 - at Jacksonville, 11/23/08  
Old: 3:29 - vs. Green Bay, 9/28/86
- \* **Quickest Score At Start Of Game**  
New: 00:13 - at Jacksonville, 11/23/08 (Napoleon Harris FR)  
Ties: 00:13 - vs. New Orleans, 9/25/05 (T. Taylor from D. Culpepper)
- \* **Most Rushing Attempts By A Tandem In A Season**  
New: 464 - Adrian Peterson (363) and Chester Taylor (101), 2008  
Old: 408 - Chuck Foreman (278) and Brent McClanahan (130), 1976

### Vikings Individual Records

#### **DE Jared Allen**

- Most Sacks In First Season With Team**  
New: 14.5 - Jared Allen, 2008  
Old: 11.0 - Keith Millard, 1985
- Most Safeties In A Single Season**  
New: 2 - Jared Allen, 2008  
Ties: 2 - Alan Page, 1971

#### **WR Bernard Berrian**

- Longest Reception**  
New: 99t - Bernard Berrian from Gus Frerotte, vs. Chicago, 11/30/08  
Old: 89t - Charley Ferguson from Fran Tarkenton, at Chicago, 11/11/62
- Longest Play From Scrimmage**  
New: 99t - Bernard Berrian from Gus Frerotte, vs. Chicago, 11/30/08  
Old: 95t - Chester Taylor run, at Seattle, 10/22/06
- Most 80+ Yard Plays In A Single Season**  
New: 3 - Bernard Berrian (86t pass, 99t pass, 82t punt return), 2008  
Old: 2 - Koren Robinson (2005) and Darren Sharper (2005)

#### **QB Gus Frerotte**

- \* **Longest Completion**  
New: 99t - Bernard Berrian from Gus Frerotte, vs. Chicago, 11/30/08  
Old: 89t - Charley Ferguson from Fran Tarkenton, at Chicago, 11/11/62

#### **P Chris Kluwe**

- \* **Highest Gross Punting Average In A Single Season**  
New: 47.6 - Chris Kluwe, 2008  
Old: 46.4 - Bobby Walden, 1964
- \* **Most 50+ Yard Punts In A Single Season**  
New: 35 - Chris Kluwe, 2008  
Old: 29 - Chris Kluwe, 2007

## 2008 VIKINGS RECORDS

### \* **Most 50+ Yard Punts In A Single Game**

New: 6 - Chris Kluwe, at Tennessee, 9/28/08  
Old: 5 - 2 other players

### **LB Ben Leber**

- \* **Most Passes Defended By A Linebacker**  
New: 12 - Ben Leber, 2008  
Ties: 12 - Matt Blair, 1981

### **K Ryan Longwell**

- \* **Most 50+ Yard Field Goals In A Single Season**  
New: 6 - Ryan Longwell, 2008  
Old: 3 - 3 times; Most recent Paul Edinger, 2005
- \* **Highest FG Percentage From 50 Yards and Above In A Single Season**  
New: 100.0 - Ryan Longwell, 2008 (6-of-6)  
Ties: 100.0 - Gary Anderson, 1998 (2-of-2)
- \* **Most Consecutive Field Goals Made Under 40 Yards**  
New: 34 - Ryan Longwell, 9/11/06 - 10/6/08  
Old: 32 - Fuad Reviez, 10/25/92 - 9/18/94

### **RB Adrian Peterson**

- \* **Led The NFL In Rushing Yards**  
New: Adrian Peterson, 2008  
Old: Had never happened
- \* **3,000 Rushing Yards In First 2 Seasons**  
New: 3,101 - Adrian Peterson, 2007-08  
Old: Had never happened
- \* **Most Rushing Yards Per Game**  
New: 110.0 - Adrian Peterson, 2008  
Old: 95.7 - Adrian Peterson, 2007
- \* **Most Rushing Yards In A Single Season**  
New: 1,760 - Adrian Peterson, 2008  
Old: 1,521 - Robert Smith, 2000
- \* **Most 100+ Yard Rushing Games In A Single Season**  
New: 10 - Adrian Peterson, 2008  
Old: 8 - Robert Smith, 2000
- \* **Most Rushing Attempts In A Single Season**  
New: 363 - Adrian Peterson, 2008  
Old: 303 - Chester Taylor, 2006
- \* **Fewest Games Needed To Reach 2,000 Rushing Yards**  
New: 21 - Adrian Peterson, 2008  
Old: 29 - Chester Taylor, 2006-07
- \* **Fewest Games Needed To Reach 3,000 Rushing Yards**  
New: 30 - Adrian Peterson, 2007-08  
Old: 44 - Chuck Foreman, 1973-76
- \* **Most Rushing Yards Gained In First 2 Seasons**  
New: 3,101 - Adrian Peterson, 2007-08  
Old: 2,060 - Chester Taylor, 2006-07
- \* **Most 100-Yard Rushing Performances In First 2 Seasons**  
New: 16 - Adrian Peterson, 2007-08  
Old: 7 - Michael Bennett, 2001-02
- \* **Most Consecutive 100-Yard Rushing Performances To Start A Season**  
New: 2 - Adrian Peterson, 2008  
Old: 1 - 9 times; Most recent Adrian Peterson, 2007
- \* **Most 1,000 Yard Seasons In First 2 Seasons**  
New: 2 - Adrian Peterson, 2008  
Old: Had never happened
- \* **Most Touchdowns In First 2 Seasons**  
New: 22 - Adrian Peterson, 2007-08  
Old: 13 - Twice; Last time Chester Taylor 2006-07

### **S Madiou Williams**

- \* **Fewest Games Needed To Record First Interception As A Viking**  
New: 1 - Madiou Williams, 2008  
Ties: 1 - 7 players; Most recent Darren Sharper, 2005

### **CB Antoine Winfield**

- \* **Four Stats On Same Play**  
New: 4 - Antoine Winfield, vs Carolina, 9/21/08 (Sack, FF, FR, TD)  
Ties: 4 - Twice; Carl Eller (10/25/64) and Al Noga (12/2/90)
- \* **Blocked FG Returned For A Touchdown In A Game/Season/Career**  
New: 1 - Antoine Winfield, at New Orleans, 10/6/08  
Old: Never occurred in the regular season
- \* **Most Blocked Field Goal Return Yards In A Game/Season**  
New: 59 - Antoine Winfield, at New Orleans, 10/6/08  
Old: 22 - Charlie West, vs. San Francisco, 12/14/69
- \* **Most Blocked Field Goal Return Yards In A Career**  
New: 59 - Antoine Winfield, 2004-08  
Old: 39 - Charlie West, 1968-73



## 2008 ACHIEVEMENTS

### TEAM

- \* Reached the postseason for the 1st time since 2004.
- \* Won first division title since 2000 and won the NFC North for the first time since the NFC Central was realigned in 2002.
- \* Had first 10-win season since 2000.
- \* Had first winning season under Head Coach Brad Childress.
- \* Had first league-leading rusher in franchise history.
- \* Led the NFL against the run for the 3rd straight season, a feat that has never been accomplished in league history.
- \* Became the first team in NFL history to hold opposing teams to less than 75 rushing yards per game for 3 consecutive years.
- \* Finished with 45 sacks on the year, which was the most since the 1999 squad had 46. The 45 sacks was tied for the 9th most in team history.
- \* Ranked 6th in overall defense, which was the team's highest ranking since they finished 5th overall in 1994.
- \* Had a 1,000-yard rusher for the 3rd straight season and the 4th time since 2000.
- \* Tied a team record for most safeties in a season (3), tying the 1981 and 1965 teams.
- \* Tied for the most Associated Press 1st-Team All-Pro selections with 4; also tied for the 2nd most Pro Bowl honorees with 6.

### INDIVIDUAL

#### Offense

#### QB Tarvaris Jackson

- \* Set career-high and the 3rd-best rushing performance by a Vikings QB with his 76 yards vs. Atlanta (12/21).
- \* Set career-highs with 4 TD passes at Arizona (12/14).
- \* Threw 8 TDs and just 1 INT in the final 4 games of the regular season.

#### RB Adrian Peterson

- \* Earned Bert Bell Player of the Year Award.
- \* Named 1st Team *Associated Press* All-Pro.
- \* Earned 2nd Pro Bowl selection.
- \* Named Vikings Offensive MVP.
- \* Became the 1st Viking in team history to lead the NFL in rushing, ranking 1st with 1,760 yards.
- \* Became only the 5th player in NFL history to reach 3,000 yards in the first 2 seasons. Had 3,101 yards in his first 2 years.
- \* Moved into 4th place in NFL history for the most rushing yards after the first 2 seasons (3,101).
- \* Set a team record for average rushing yards per game (110.0), breaking his previous record of 95.7.
- \* Led the NFC in rushing for the 2nd straight season (1,760 yards) after finishing #1 in 2007 with 1,341 yards.
- \* Broke the Vikings all-time single-season rushing record of 1,521 yards, set by RB Robert Smith in 2000, as he finished with 1,760 yards.
- \* Took sole possession of the team record for 100+ yard games in a single season, finishing with 10 in 2008, which surpassed RB Robert Smith's 8 in 2000.
- \* Broke the team record for the most rushing attempts in a season with 363, breaking Chester Taylor's 303 in 2006.
- \* Moved into 5th place in all-time in NFL history for most 100-yard games in first 2 seasons in the league (16)
- \* Moved into a 3rd place tie for the Vikings most seasons with 1,000+ rushing yards with 2. Is tied with Terry Allen (1992, 1994).
- \* Broke his career high for rushing yards in a single season, finishing with 1,760 in 2008 after having 1,341 as a rookie in 2007.
- \* Became only the 3rd player in team history to record 2+ consecutive seasons with 1,000+ yards rushing. Only Robert Smith (4 - 1997-00) and Chuck Foreman (3 - 1975-77) have accomplished the feat.
- \* Moved into the Vikings top 10 all-time rushers and now ranks 9th with 3,101 career yards after surpassing former RB Terry Allen, who ranked 9th with 2,795 career yards.
- \* Moved into 3rd place in team history with 16 100-yard games.
- \* Reached 20 career rushing TDs (22).
- \* Tied a team playoff record for most rushing TDs in a single game with 2 against the Eagles.
- \* Broke a team playoff record for the longest TD run with a 40-yarder

## 2008 ACHIEVEMENTS

against Philadelphia.

- \* Became the first player since Robert Smith to post back-to-back 1,000-yard rushing campaigns.
- \* Became the 45th Viking to surpass 100 career points. Currently has 138.
- \* Passed Michael Bennett for 2nd place in team history in rushes of 20+ yards. Currently has 31 carries of 20 or more yards.
- \* Surpassed 2,000 career rushing yards, becoming only the 16th player in team history to do so and setting a new team record for fewest games needed to break the mark (21). The 21 games also tied for 3rd in NFL history behind Eric Dickerson (18) and Earl Campbell (20) for fewest games needed to reach 2,000 yards.
- \* Set a team record for the most yards gained in the first 2 seasons with the team, finishing with 3,101, which surpassed RB **Chester Taylor's** 2,060 from 2006-07.
- \* Surpassed 2,500 career yards (in 25 games) - only the 14th player in NFL history to surpass 2,500 yards in the first 2 seasons.

#### RB Chester Taylor

- \* Scored his 25th career TD vs. Chicago (11/30/08) and now has 162 career points (27 TDs).
- \* Led all NFL running backs and ranked 3rd among all players with 25 3rd-down receptions for 260 yards and 2 TDs.
- \* Climbed into 13th place in team history with 2,459 rushing yards.

#### G Steve Hutchinson

- \* Named 1st Team *Associated Press* All-Pro (4th time).
- \* Earned 6th Pro Bowl selection.
- \* Had a 1,000-yard rusher behind him for the 8th straight year (every year he has been in the NFL).
- \* Blocked for his 50th rusher of 100+ yards in a game. He has now currently blocked in 54 games where a running back has crossed the 100-yard mark.
- \* Blocked for his 20th game with a 100-yard rusher as a member of the Vikings. He has blocked for 23 as a Viking.

#### TE Visanthe Shiancoe

- \* Set a career high for touchdowns in a single season with 7. Previous high was 2.
- \* Moved into 2nd place in Vikings history for receiving TDs in a single season by a tight end (7), finishing 1 shy of Joe Senser's 8 in 1981.
- \* Notched the 2nd-best receiving yardage day by a tight end in team history with his 136 yards against Atlanta (12/21), trailing only Steve Jordan's 179 vs. Washington in 1986.
- \* Broke the 1,000 career receiving yards mark and now has 1,172 yards all-time.

#### WR Bernard Berrian

- \* Led the team and finished with a career high 964 receiving yards.
- \* Tied for the team lead and set a career high with 7 receiving TDs.
- \* Notched the longest reception in Vikings history and tied the longest reception in NFL history with his 99-yard TD catch against Chicago (11/30). Berrian also caught the 3rd-longest reception in Vikings history with his 86-yard catch against Detroit (10/12).
- \* Set a team record for the longest play from scrimmage with his 99-yard TD catch vs. Chicago (11/30).
- \* Set a team record with 3 plays of 80+ yards on the season (86t pass, 99t pass, 82t punt return).
- \* Eclipsed 3,000 career receiving yards and now has 3,161.
- \* Set a career high for 100-yard receiving games in a single season with 5 in 2008. Previous high was 2 in 2006.
- \* Surpassed 100 career points and now has 138, including playoffs.
- \* Set a career high with 131 receiving yards vs. Detroit (10/12), breaking his previous career high of 110 yards from the week before at New Orleans (10/6). Notched all 3 of his best career performances (131, 122, 110) in his 1st year with the Vikings.
- \* Became the first Vikings player to gain 100 receiving yards in back-to-back games since Nate Burleson had 2 in December 2004 with his 100+ receiving yards at New Orleans (10/6) and vs. Detroit (10/12).
- \* Notched the 3rd-longest punt return in Vikings history with an 82-yard



## 2008 ACHIEVEMENTS

- \* Notched the 3rd-longest punt return in Vikings history with an 82-yard TD at Arizona.

### WR Bobby Wade

- \* Led the team with 53 receptions.
- \* Eclipsed 2,000 career yards and now has 2,491 yards.
- \* Finished with his 2nd-highest career totals in receptions (53) and receiving yards (645), falling just one catch shy of his high of 54 and 2 yards shy of his high of 647.
- \* Finished with a single-game career-high of 98 receiving yards vs. N.Y. Giants (12/28/08).

### Defense

#### DE Jared Allen

- \* Named 1st Team *Associated Press* All-Pro (2nd time).
- \* Earned his 2nd Pro Bowl selection.
- \* Led the team and finished tied for 5th in the NFL with 14.5 sacks.
- \* Became the first Vikings player to reach double digit sacks (14.5) since DT Kevin Williams had 11.5 in 2004.
- \* Notched the most sacks a single season by a Viking since DT John Randle notched 15.5 in 1997.
- \* Set a record for the most sacks in the first season with the team with 14.5, which broke Keith Millard's 11.0 in 1985.
- \* Tied for the team lead with 52 QB hurries.
- \* Tied an NFL record for the most safeties in a single season (2). Only 15 players have accomplished the feat.

#### DT Kevin Williams

- \* Named 1st Team *Associated Press* All-Pro (4th time).
- \* Earned his 4th Pro Bowl selection.
- \* Named Vikings Defensive MVP.
- \* Finished with 4.0 sacks vs. Detroit (10/12), which ranked 2nd for most in a Vikings game and was the most since Chris Doleman's 4.0 in 1989.
- \* Blocked his 1st career field goal at Green Bay in Week 1 and followed it with his 2nd 4 weeks later at New Orleans (10/6).
- \* Moved into 9th place in team history for career sacks. He currently has 42.5 all-time.
- \* Tied for the team lead with 52 QB hurries.
- \* Helped the Vikings defense rank #1 against the run for the 3rd consecutive season.

#### DT Pat Williams

- \* Earned his 3rd Pro Bowl selection.
- \* Helped the Vikings defense rank #1 against the run for the 3rd consecutive season.

#### LB E.J. Henderson

- \* Moved into 5th place all-time among Vikings linebackers with 10.5 career sacks.

#### LB Chad Greenway

- \* Led the team with 149 total tackles (103 solo).
- \* Finished 4th among NFL linebackers with 6.0 sacks, which ranks tied for 2nd in team history for the most sacks by a linebacker.
- \* Moved into an 2nd place tie for sacks in a single season by a Vikings linebacker with 6.0 in 2008.

#### LB Ben Leber

- \* Ranked tied for 1st in the NFL with 4 defensive fumble recoveries.
- \* Tied a team record for passes defended by a linebacker with 12.

#### CB Antoine Winfield

- \* Named 2nd-Team *Associated Press* All-Pro.
- \* Earned his 1st career Pro Bowl selection.
- \* Moved into a tie for 6th place for takeaways among Vikings cornerbacks with his fumble recovery at New Orleans (10/6). Now has 21 total takeaways as a Viking.
- \* Moved into a 2nd place tie in Vikings history for most touchdown returns in a career with his 4th at New Orleans (10/6) when he returned

## 2008 ACHIEVEMENTS

- a blocked field goal.
- \* Moved into 2nd place all time for fumble recoveries by a Vikings cornerback (6).
- \* Tied a team record for the most forced fumbles in a season with 4.
- \* Returned a blocked field goal for a TD at New Orleans (10/6), which was the first in franchise history in the regular season.

### S Tyrell Johnson

- \* Notched 1st career interception at New Orleans (10/6).

### S Madiou Williams

- \* Notched his 1st career interception as a member of the Vikings. He became only the 8th player in team history to record an INT in his first game as a Viking. He now has 2 on the season after missing Weeks 1-7 with a neck injury.

### Special Teams

#### K Ryan Longwell

- \* Named Vikings Special Teams MVP.
- \* Broke the team record for most 50+ yard field goals in a season with 6 in 2008.
- \* Moved into a tie for 3rd place in Vikings history for the most game-winning field goals in a career (6).
- \* Moved into 21st place all-time in NFL history for regular season field goals made (296).
- \* Moved into 22nd place in all-time scoring in NFL history (1,370).
- \* Became the 24th player in NFL history to reach 1,300 career points. He currently has 1,370 points.
- \* Reached 300 career field goals made, including postseason (311).
- \* Kicked 3 game-winning field goals on the season, including in the final game against the N.Y. Giants to give the Vikings the NFC North championship.

#### P Chris Kluwe

- \* Broke his own record for punts over 50 yards and finished 3rd in the NFL with 35 of 50 or more. His previous record was 29 in 2007.
- \* Reached 100 career punts of 50+ yards. He currently has 106 punts of 50+ yards since entering the league in 2005.
- \* Set a Vikings team record and finished ranked 4th in the NFL with a gross punting average of 47.6 yards. It was Kluwe's first finish in the top 5.
- \* Set a team record for the most 50-yard punts in a single game with 6 at Tennessee.

## DOME FIELD ADVANTAGE

The Vikings finished the 2008 regular season with a 6-2 record at home. The franchise now has a combined record of 143-79-0 (.644) all time at the Metrodome in the regular season and the playoffs. The team has never been shut out at the Dome and hasn't been shut out at a home stadium since 10/7/62, when they lost 13-0 to Chicago at Met Stadium.

The Metrodome is considered one of the loudest stadiums in the NFL, posing problems for opposing offenses. **In the 8 regular season home games last season, teams had 18 false start or delay of game penalties.**

Carolina - 6 false starts, 1 delay of game  
Houston - 4 false starts, 1 delay of game  
Green Bay - 2 false starts, 1 delay of game  
Chicago, Atlanta, N.Y. Giants - 1 false start each



# VIKINGS 2008 OFFENSIVE TEAM NOTES



## VIKINGS A RUSH UNDER CHILDRESS

Since **Brad Childress** took over in 2006, the Vikings have rushed for **6,786 yards over the past 3 seasons, which ranks 3rd in the NFL during that time.**

The Vikings finished 5th in the NFL in 2008 with 2,332 yards.

### Rushing Yards 2008

Team	Rushing Yards	Yards Per Game
1) N.Y. Giants	2,518	157.4
2) Atlanta	2,443	152.7
3) Carolina	2,437	152.3
4) Baltimore	2,376	148.5
<b>5) Minnesota</b>	<b>2,332</b>	<b>145.8</b>

### Rushing Yards 2006-2008 (Regular Season)

Team	Attempts	Yards	Avg. Per Game
1) Atlanta	1,482	6,902	143.8
2) N.Y. Giants	1,426	6,822	142.1
<b>2) Minnesota</b>	<b>1,455</b>	<b>6,786</b>	<b>141.4</b>

\* The team's 4.7 yards-per-carry average over the past 3 seasons is tied for 2nd in the NFL.

### Yards Per Carry Average 2006-2008 (Regular Season)

Team	Attempts	Yards	Avg.
1) N.Y. Giants	1,426	6,822	4.8
<b>2t) Minnesota</b>	<b>1,455</b>	<b>6,786</b>	<b>4.7</b>
2t) Atlanta	1,482	6,902	4.7

\* The Vikings 188 rushes of 10+ yards from 2006-2008 (12.9% of Vikings rushes) ranks 4th in the league.

### Rushes of 10+ Yards 2006-2008

Team	Rushes of 10+ Yards
1) Jacksonville	191
2t) Atlanta	190
2t) N.Y. Giants	190
<b>4) Minnesota</b>	<b>188</b>

\* RB **Chester Taylor's** 95-yard TD run against Seattle (2006) ranks as the longest run in the NFL in the past 3 years.

\* The Vikings have rushed for 337 first downs from 2006-2008; that total ranks 5th during that time.

### Rushing First Downs 2006-2008

Team	First Down Rushes
1) New England	390
2) N.Y. Giants	369
3) Jacksonville	361
4) Atlanta	338
<b>5) Minnesota</b>	<b>337</b>

\* The Vikings have scored 49 rushing touchdowns during that time, which is tied for 6th in the NFL.

### Rushing Touchdowns 2006-2008

Team	Rushing TDs
1) San Diego	64
2t) Jacksonville	58
2t) New England	58
4) Tennessee	56
5) New Orleans	53
6) Indianapolis	49
<b>7t) Minnesota</b>	<b>49</b>

## CONTROLLING THE CLOCK

The Vikings finished 10th in the NFL in time of possession, as they controlled the clock for an average of 31:19 in 2008.

## PASTING POINTS ON THE BOARD

After averaging just 18.8 points per game over the first 6 games (113 points), a total that ranked 24th in the NFL, the Vikings scored 266 points over the last 10 games, an average of 26.6 points per game. The team's 26.6 point average ranked as the 5th highest average in the NFL over the last 11 weeks, and **among teams that played 10 games during that time, the Vikings 266 points ranked as the 3rd most in the league.**

### Average Points Per Game Weeks 7-17

Team	Total Points	Avg. Points Per Game
1) Carolina (10)	297	29.7
2) New England (11)	321	29.2
3) New Orleans (10)	291	29.1
4) Baltimore (11)	307	27.9
<b>5) Minnesota (10)</b>	<b>266</b>	<b>26.6</b>

### Total Points In Weeks 7-17

Team	Games Played	Points
1) New England	11	321
2) Baltimore	11	307
3) Carolina	10	297
4) New Orleans	10	291
5) N.Y. Giants	11	286
<b>6) Minnesota</b>	<b>10</b>	<b>266</b>

**Weeks 1-6** (6 games)- 113 points **Weeks 7-17** (10 games) - 266 points  
Difference - 7.8 more points per game

## EXPLOSIVE ON OFFENSE

According to Stats, Inc., the Vikings **finished 1st in the NFL with 18 touchdowns on plays of 20+ yards.** Of those 18 explosive TDs, 13 came through the air, a total that also tied for 1st. The Vikings finished 3rd in the league with 23 rushes of 20+ yards, tied for 2nd with 5 rushing TDs of 20+ yards and were tied for 6th in the NFL with 63 plays of 20+ yards.

### 2008 Touchdowns On Plays Of 20+ Yards

Team	TDs of 20+ Yards
<b>1) Minnesota</b>	<b>18</b>
2) New Orleans	16
3) Dallas	15

### 2008 Passing Touchdowns On Plays Of 20+ Yards

Team	TDs of 20+ Yards
<b>1) Minnesota</b>	<b>13</b>
2t) Dallas	12
2t) New Orleans	12

### 2008 Rushing Touchdowns On Plays of 20+ Yards

1) Carolina	7
<b>2t) Minnesota</b>	<b>5</b>
2t) N.Y. Jets	5
2t) Tennessee	5

### 2008 Plays of 20+ Yards

Team	Plays of 20+ Yards
1) New Orleans	75
2) Houston	73
3) Carolina	69
4) Dallas	66
5) San Francisco	64
<b>6t) Minnesota</b>	<b>63</b>
6t) Denver/Philadelphia	63


### 2008 Rushes of 20+ Yards

Team	Rushes of 20+ Yards
1t) Carolina	24
1t) N.Y. Giants	24
<b>3) Minnesota/Carolina</b>	<b>23</b>

# ADRIAN PETERSON NOTES



## RUSHING TO THE TOP



RB **Adrian Peterson** became the first Vikings running back in team history to lead the league in rushing when he finished with 1,760 rushing yards in 2008 (110.0 ypg).

Peterson's 1,885 scrimmage yards also ranked 1st, and his 10 rushing touchdowns ranked tied for 8th.

Peterson finished 2nd with 42 rushes of 10+ yards, 2nd with 81 first downs (22.3% of his carries), and tied for 4th among RBs with 200+ carries with a 4.8 yards per carry average.

### 2008 NFL Rushing Leaders

Player	Rushing Yards	Avg. Per Game
1) <b>Adrian Peterson, MIN</b> .....	1,760	110.0
2) Michael Turner, ATL.....	1,699	106.2

### 2008 Scrimmage Yardage Leaders

Player	Scrimmage Yards	Avg. Per Game
1) <b>Adrian Peterson, MIN</b> .....	1,885	117.8
2) Michael Turner, ATL.....	1,740	108.8

### 2008 Rushes of 10+ Yards

Player	Rushes of 10+ Yds
1) Michael Turner, ATL.....	45
2) <b>Adrian Peterson, MIN</b> .....	42

### Best Rushing Rankings in NFL - Vikings

Player	Ranking (Yards)
1) <b>Adrian Peterson, 2008</b> .....	1st (1,760 yards)
2t) <b>Adrian Peterson, 2007</b> .....	2nd (1,341 yards)
2t) Robert Smith, 2000.....	2nd (1,521 yards)
2t) Dave Osborn, 1967.....	2nd (972 yards)

## CENTURY MARK

**Peterson** already ranks 3rd in Vikings annals for career 100-yard rushing performances with 16 in just 30 career games. He also ranks 5th in NFL history for most 100-yard performances in the first 2 seasons in the league. In 2008, Peterson's 10 games with 100+ yards was a new team record, breaking Robert Smith's single-season record of 8.

### Career 100-Yard Rushing Performances - Vikings

1) Robert Smith.....	29
2) Chuck Foreman.....	17
3) <b>Adrian Peterson</b> .....	16

### Single Season 100-Yard Rushing Games - Vikings

1t) <b>Adrian Peterson, 2008</b> .....	10
1t) Robert Smith, 2000.....	8
3t) <b>Adrian Peterson, 2007</b> .....	6
3t) Robert Smith, 1997.....	6

### 100-Yard Rushing Performances In First 2 NFL Seasons - NFL

Player	100-Yard Games
1) Eric Dickerson, 1983-84.....	21
2) Edgerrin James, 1999-00.....	19
3t) Earl Campbell, 1978-79.....	18
3t) Clinton Portis, 2002-03.....	18
5t) <b>Adrian Peterson, 2007-08</b> .....	16
5t) Otis Anderson, 1979-80.....	15

## STARTING STRONG

This year **Peterson** became the first Vikings RB in team history to break the 100-yard plateau in the opening 2 games of the season.

In Week One, he also became only the 2nd RB in Vikings history to rush for 100+ yards in consecutive openers.

## LEAGUE LEADER

Since entering the league last year, **Peterson** has rushed for **3,101 rushing yards and 22 touchdowns**. His 3,101 yards are the most in the NFL over the past 2 years and his 22 TDs are tied for the 2nd most.

**Peterson's career average of 103.4 rushing yards per game in his 30 NFL contests ranks as the highest in the NFL from 2007-08.** Only one other player in NFL history with 2,000+ yards has averaged 100+ yards a game for his career (Jim Brown - 104.3 avg./118 games).

### 2007-2008 NFL Rushing Yards Per Game

Player	Yards Per Game
1) <b>Adrian Peterson, MIN</b> .....	103.4
2) Brandon Jacobs, NYG.....	87.4

### 2007-2008 NFL Rushing Yards

Player	Yards
1) <b>Adrian Peterson, MIN (30 games)</b> .....	3,101
2) Clinton Portis, WAS (32 games).....	2,749

### 2007-2008 NFL Rushing Touchdowns

Player	Touchdowns
1) LaDainian Tomlinson, SD.....	26
2t) <b>Adrian Peterson, MIN</b> .....	22
2t) LenDale White, TEN.....	22
2t) DeAngelo Williams, CAR.....	22

## PETERSON'S RECORD-BREAKING PACE

With 1,760 rushing yards in 2008, **Peterson** broke the team record for single season rushing yards, previously owned by RB Robert Smith (1,521 yards in 2000). As a rookie in 2007, Peterson finished with 1,341 yards despite missing 2 games due to injury.

### Single Season Rushing Leaders - Vikings

Player	Yards
1) <b>Adrian Peterson, 2008</b> .....	1,760
2) Robert Smith, 2000.....	1,521
3) <b>Adrian Peterson, 2007</b> .....	1,341

Peterson averaged 110.0 yards per game this season, which was well above the Vikings record of 95.7 yards per game, set by Peterson during his rookie season in 2007 (1,341 yards/14 games).

### Single Season Rushing Yards Per Game Average - Vikings

Player (Yds/Games)	Avg. Yds. Per Game
1) <b>Adrian Peterson, 2008 (1,760/16)</b> .....	110.0
2) <b>Adrian Peterson, 2007 (1,341/14)</b> .....	95.7
3) Robert Smith, 2000 (1,521/16).....	95.1
4) Robert Smith, 1997 (1,266/14).....	90.4

## CLIMBING THE CHARTS

It took just 26 career games for **Peterson** to break into the top 10 all-time rushers in Vikings history. With his 131 yards against Chicago (11/30), Peterson passed Fran Tarkenton's career total of 2,548 yards. Peterson now has 3,101 yards in 30 games. His 5.2 yards-per-carry average ranks as the highest in team history among runners with at least 500 carries.

### Career Rushing Leaders - Vikings

Player	Att.	Yds.	Avg.	TD
1) Robert Smith, 1993-00.....	1,411	6,818	4.8	32
2) Chuck Foreman, 1973-79.....	1,529	5,879	3.8	52
3) Bill Brown, 1962-74.....	1,627	5,757	3.5	52
4) Ted Brown, 1979-86.....	1,117	4,546	4.1	40
5) Dave Osborn, 1965-75.....	1,172	4,320	3.7	29
6) Darrin Nelson, 1982-89, '91-92.....	981	4,231	4.3	18
7) Tommy Mason, 1961-66.....	761	3,252	4.3	28
8) Michael Bennett, 2001-05.....	713	3,174	4.5	12
9) <b>Adrian Peterson, 2007-08</b> .....	601	3,101	5.2	22
10) Terry Allen, 1990-94.....	641	2,795	4.4	23

# ADRIAN PETERSON NOTES



## "ALL DAY" AND THE ALL-TIME GREATEST STARTS

In just 30 career games, RB **Adrian Peterson** has already rushed for more yards (3,101) than all but 3 running backs during their first 2 years in the NFL. Peterson's 3,101 yards has surpassed the likes of **Walter Payton, Jim Brown, Barry Sanders, and Emmitt Smith and Clinton Portis.**

This season Peterson became only the 5th player in league history to reach 3,000 rushing yards in the first 2 seasons in the NFL and ranks 4th all time for the most yards gained in the first 2 years.

### All-Time Rushing Leaders In First 2 NFL Seasons

Player	Rush	Yards	Avg.	Lg	TD
1) Eric Dickerson	769	3,913	5.1	85t	32
2) Edgerrin James	756	3,262	4.3	72	26
3) Earl Campbell	670	3,147	4.7	81t	32
<b>4) Adrian Peterson</b>	<b>601</b>	<b>3,101</b>	<b>5.2</b>	<b>73t</b>	<b>22</b>
5) Clinton Portis	563	3,099	5.5	65t	29
6) Ottis Anderson	632	2,957	4.7	76t	17
7) LaDainian Tomlinson	711	2,919	4.1	76	24
8) Barry Sanders	535	2,774	5.2	45t	27
9) Eddie George	692	2,767	4.0	76	14
10) Billy Sims	609	2,740	4.5	52	26

## CROSSING 2,000

**Peterson** set a new team record for fewest games needed to reach 2,000 yards (21), breaking **Chester Taylor's** mark of 29. His 2,000 yards in 21 games ranks tied for 3rd in NFL history for fewest games needed to reach that mark. Eric Dickerson holds the NFL record of 18.

### Games Needed To Reach 2,000 Rushing Yards

Player	Games
1) Eric Dickerson, 1983-84	18
2) Earl Campbell, 1978-79	20
<b>3t) Adrian Peterson, 2007-08</b>	<b>21</b>
3t) Ottis Anderson, 1979-80	21
3t) George Rogers, 1981-82	21
3t) Jim Brown, 1957-58	21

## REACHING 100

The following is a list of **Peterson's** 16 100-yard rushing performances from 2007-08:

### Peterson's 100-Yard Rushing Performances

vs. Atlanta, 9/9/07	103
at Kansas City, 9/23/07	102
vs. Green Bay, 9/30/07	112
at Chicago, 10/14/07	224
vs. San Diego, 11/4/07	296*
vs. Detroit, 12/2/07	116
at Green Bay, 9/8/08	103
vs. Indianapolis, 9/14/08	160
vs. Detroit, 10/12/08	111
at Chicago, 10/19/08	121
vs. Houston, 11/2/08	139
vs. Green Bay, 11/9/08	192
vs. Chicago, 11/30/08	131
at Detroit, 12/7/08	105
at Arizona, 12/14/08	165
vs. N.Y. Giants, 12/28/08	103

\* NFL Record

## LONGEST RUNS

The following is a look at **Peterson's** 5 career longest runs:

- 73t - at Chicago, 10/14/07
- 67t - vs. N.Y. Giants, 12/28/08
- 67t - at Chicago, 10/14/07
- 64t - vs. San Diego, 11/4/07
- 59 - vs. Chicago, 11/30/08

## 50-YARD DASH

**Peterson** has 7 runs of 50 or more yards in just 30 career games played. That number ranks 2nd in Vikings annals behind Robert Smith's 12 career rushes of 50+ yards.

### Career 50-Yard Runs - Vikings

Player	50-Yd Rushes
1) Robert Smith, 1993-00	12
<b>2) Adrian Peterson, 2007-08</b>	<b>7</b>
3t) Michael Bennett, 2001-05	4
3t) Tommy Mason, 1961-66	4

## FIRST HALF EXPLOSION

**Peterson** has rushed for 100 yards or more in the first half 8 times in his short career. Such a feat has only been accomplished 14 times in team history, and Peterson has over half of those performances.

### 100-Yards Rushing In First Half - Vikings

Player	Games
<b>1) Adrian Peterson, 2007-08</b>	<b>8</b>
2) Robert Smith, 1993-00	2
3t) 4 players	1

## JUST ANOTHER RECORD

**Peterson** set a new team record vs. Houston (11/2) for the most rushing yards gained in his first 2 seasons on the team. His 139 yards rushing on the day gave him a career total of 2,164, which moved him past RB **Chester Taylor's** 2,060 from (2006-07). He now has 3,101 in his 2 years.

### Most Rushing Yards In First Two Seasons - Vikings

Player	Yards
<b>1) Adrian Peterson (2007-08)</b>	<b>3,101</b>
2) Chester Taylor (2006-07)	2,060

## HIGHEST AVERAGE IN NFL HISTORY

In 30 career games, **Peterson** is averaging 103.4 yards per contest (3,101 yards). That average ranks 2nd in NFL history behind RB **Jim Brown**, who is the only other player to average over 100 yards a game for his career.

### Average Rushing Yards Per Game - NFL Career

Player	Yds. Per Game
1) Jim Brown, 1957-65 (12,312/118)	104.3
<b>2) Adrian Peterson, 2007-08 (3,101/30)</b>	<b>103.4</b>
3) Barry Sanders, 1989-98 (15,269/153)	99.8
4) Terrell Davis, 1995-01 (7,601/78)	97.4
5) LaDainian Tomlinson, 2001-08 (11,664/126)	92.6

## ONE OUT OF EVERY TWO

**Peterson** currently holds the all-time NFL record for the highest percentage of 100-yard rushing games. In just 30 career contests, Peterson has gone over 100 yards 16 times. That's a rate of 53.3%.

### 100-Yard Game Career Percentage

Player	Percentage (100-yard Games/GP)
<b>1) Adrian Peterson, 2007-08 (16/30)</b>	<b>53.3</b>
2) Barry Sanders, 1989-98 (76/153)	49.7
3) Jim Brown, 1957-65 (58/118)	49.2
4) Clinton Portis, 2002-08 (43/100)	43.0
5) Eric Dickerson, 1983-93 (64/146)	43.8



# VIKINGS 2008 OFFENSIVE TEAM NOTES



## WINNING ON THE GROUND

The Vikings are a combined 17-5 when one of their current running backs rushes for 100 yards.

### Adrian Peterson - 16 games - 11-5 record

296.....	vs. San Diego, 11/4/07	W
224.....	at Chicago, 10/14/07	W
192.....	vs. Green Bay, 11/9/08	W
166.....	at Arizona, 12/14/08	W
160.....	vs. Indianapolis, 9/14/08	L
139.....	vs. Houston, 11/2/08	W
131.....	vs. Chicago, 11/30/08	W
121.....	at Chicago, 10/19/08	L
116.....	vs. Detroit, 12/2/07	W
112.....	vs. Green Bay, 9/30/07	L
111.....	vs. Detroit, 10/12/08	W
103.....	vs. N.Y. Giants	W
103.....	at Green Bay, 9/8/08	L
103.....	vs. Atlanta, 9/9/07	W
102.....	at Detroit, 12/7/08	W
102.....	at Kansas City, 9/23/07	L

### Chester Taylor - 6 games - 6-0 record

169.....	at Seattle, 10/22/06	W
164.....	vs. Oakland, 11/18/07	W
136.....	vs. Arizona, 11/26/06	W
123.....	vs. Detroit, 10/8/06	W
113.....	vs. Carolina, 9/17/06	W
101.....	at San Francisco, 12/9/07	W

## TAYLOR CLUTCH ON 3RD DOWN



RB **Chester Taylor** led all NFL running backs and finished 6th among all players with 25 catches on 3rd down in 2008. Eleven of his 25 catches went for first downs, including an 11-yard TD in Week 15 at Arizona, and his average yards per 3rd down catch was 10.5 (260 yards).

Taylor ranked 3rd on the Vikings roster with 45 catches for 399 yards and 2 touchdowns and added 399 yards and 4 TDs on the ground.

### 2008 NFL Most Receptions on 3rd Down - Running Backs

Player	Yards
1) Chester Taylor, MIN.....	25
2) Leon Washington, NYJ.....	19
3t) Jerious Norwood, ATL/Mewelde Moore, PIT.	18

## TAYLOR RANKS IN VIKINGS ANNALS

RB **Chester Taylor** has 2,459 rushing yards as a Viking, which ranks 13th in team history. This season he surpassed RB Herschel Walker's (1989-91) 2,264 rushing yards and RB Alfred Anderson's (1984-91) 2,374. Taylor needs just 17 yards to tie Daunte Culpepper's 2,476.

### Career Rushing Leaders - Vikings

Player	Att	Yds	Avg	TD
1) Robert Smith, 1993-00.....	1,411	6,818	4.8	32
2) Chuck Foreman, 1973-79.....	1,529	5,879	3.8	52
3) Bill Brown, 1962-74.....	1,627	5,757	3.5	52
4) Ted Brown, 1979-86.....	1,117	4,546	4.1	40
5) Dave Osborn, 1965-75.....	1,172	4,320	3.7	29
6) Darrin Nelson, 1982-89, '91-92.....	981	4,231	4.3	18
7) Tommy Mason, 1961-66.....	761	3,252	4.3	28
8) Michael Bennett, 2001-05.....	713	3,174	4.5	12
9) Adrian Peterson, 2007-08.....	601	3,101	5.2	22
10) Terry Allen, 1990-94.....	641	2,795	4.4	23
11) Fran Tarkenton, 1961-66, 72-78.....	464	2,548	5.5	22
12) Daunte Culpepper, 1999-2005.....	454	2,476	5.5	29
13) Chester Taylor, 2006-08.....	555	2,459	4.4	17

## A DANGEROUS ONE-TWO PUNCH

While RB **Adrian Peterson** broke the team record for the most rushing yards in a single season in 2008, his counterpart quietly had a significant impact as well. In relief of Peterson, RB **Chester Taylor** rushed for 399 yards on 101 carries, an average of 3.96 yards per carry. Taylor also scored 4 touchdowns on the ground.

Since joining the Vikings, Taylor has rushed for 2,459 yards in 3 seasons. Last season his 5.4 yard average ranked 3rd in the NFL, as he finished with 844 yards and 7 TDs on 157 carries.

Taylor has 2 of the top 3 longest rushes in Vikings history and also holds the longest rush in the NFL over the past 3 years.

### Longest Rushes In Vikings History

Player,	Rush
1) Chester Taylor, at Seattle (10/22/06).....	95t
2) Michael Bennett, at Tampa Bay (11/3/02).....	85t
3) Chester Taylor, at San Francisco (12/9/07).....	84t

## ACTION JACKSON



After stepping in for an injured QB **Gus Frerotte** in Week 14 at Detroit, QB **Tarvaris Jackson** completed 57 of 89 passes for 740 yards and 8 touchdowns with just 1 interception in the final 3 and a half games. He completed 64.0% of his passes while putting together a 115.4 passer rating during that time.

In Week 17 against New York, Jackson threw for his 2nd-highest passing total when he tallied 239 yards and 1 TD on 16-of-26 passing.

In Week 14 at Arizona, Jackson earned *NFC Offensive Player of the Week* honors as he had his career-best passing performance, completing 11 of 17 passing attempts for 163 yards and 4 touchdowns. Jackson led the Vikings to 28 first half points, 21 of which came on his throws of 41 yards, 11 yards and 6 yards. His QB rating on the day was 135.5. It was Jackson's first 4-TD performance and the Vikings first since Daunte Culpepper threw 4 at Green Bay on 11/14/04. The following week he completed 22 of 36 passes for 233 yards and 2 scores.

Jackson stepped in for **Frerotte** in Week 14 at Detroit and completed 8 of 10 passes for 105 yards and a TD. He finished with a QB rating of 143.8 as he led the Vikings to 17 second half points and a 20-16 victory.

On the season, Jackson completed 88 of 149 passes (59.1%) for 1,056 yards and 9 touchdowns in 6 games. He also ran the ball 26 times for 139 yards (5.3 avg.)

### Single Game Rushing Yards by a Quarterback - Vikings

Player	Rushing Yards
1) Fran Tarkenton, vs. LA (11/5/61).....	99
2) Daunte Culpepper, vs. DET (10/14/01).....	83
3) Tarvaris Jackson, vs. ATL (12/21/08).....	76
4) Wade Wilson, vs. WAS (12/26/87).....	75

## JACKED UP

Despite playing just 14 quarters in the final 4 games, Jackson's numbers during that time ranked near the top among all NFL quarterbacks over the last 4 weeks.

### Passing Touchdowns Weeks 14-17

Player	Passing TDs
1) Drew Brees, NO.....	10
2t) Tarvaris Jackson, MIN.....	8
2t) 5 players.....	8

### Passer Rating Weeks 14-17

Player	QB Rating
1) Peyton Manning, IND.....	130.8
2) Philip Rivers, SD.....	119.1
3) Tarvaris Jackson, MIN.....	115.4

# VIKINGS 2008 OFFENSIVE TEAM NOTES



## BERRI NICE



The Vikings biggest free agent acquisition of the 2008 offseason, WR **Bernard Berrian**, finished 1st in 2008 among receivers with at least 40 catches with a 20.1 yards-per-catch average. He hauled in 48 receptions for 964 yards and 7 touchdowns on the season. Both his yards and his TDs were career highs.

Berrian's 99-yard TD catch vs. Chicago (11/30) tied the longest reception in NFL history and ranks as the longest scrimmage play in Vi-

kings history. His 12 catches of 25+ yards were tied for 6th in the NFL.

Berrian had the Vikings 5 longest receptions of the season and led the Vikings in receiving yards 8 times. He also had 4 of the Vikings longest 5 TD catches (99t, 86t, 54t, 49t). He put up his 3 highest single-game receiving yardage days of his career - 131 vs. Detroit, 122 vs. Chicago and 110 at New Orleans. Prior to joining the Vikings, Berrian had 4 games with 100+ yards and in 2008, he also has 4.

### Yards Per Catch Average Among Receivers With 35+ Receptions

Player	Rec.	Yards	Average
1) Bernard Berrian, MIN	48	964	20.1
2) Vincent Jackson, SD	59	1,098	18.6

### Receptions of 25+ Yards

Player	Rec. of 25+ Yds
1) Steve Smith, CAR	19
2) Calvin Johnson, DET	17
3) Roddy White, ATL	14
4t) Larry Fitzgerald, ARI	13
4t) Greg Jennings, GB	13
6t) Bernard Berrian, MIN	12
6t) Terrell Owens, DAL	12

### Berrian's Career 100-Yard Receiving Games

- 1) 131 .....vs. Detroit, 10/12/08
- 2) 122 .....vs. Chicago, 11/30/08
- 2) 110.....at New Orleans, 10/6/08
- 3) 108 .....vs. Seattle, 10/1/06
- 4) 105 .....vs. Seattle, 1/14/07\* (Playoffs)
- 5t) 104 .....vs. Houston, 11/2/08
- 5t) 104 .....at New England, 11/26/06
- 7) 102 .....at Seattle, 11/18/07

## BERRIAN BURSTS ON THE SCENE

WR **Bernard Berrian** now owns 2 of the Vikings 3 longest pass plays in team history. His 99-yard TD reception against Chicago (11/30) broke a 46-year-old team record for the longest pass play. It also tied as the longest pass in NFL history; only 11 players have caught 99-yard TD passes all-time.

### Longest Completions - Vikings

Play	Yards
1) Gus Frerotte to Bernard Berrian, vs. Chicago, 11/30/08	99t
2) Fran Tarkenton to Charley Ferguson, vs. Chicago, 11/11/62	89t
3) Gus Frerotte to Bernard Berrian, vs. Detroit, 10/12/08	86t

### Longest Scrimmage Plays - Vikings

Play	Yards
1) Bernard Berrian vs. Chicago, 11/30/08 - Pass	99t
2) Chester Taylor at Seattle, 10/22/06 - Run	95t
3) Charley Ferguson vs. Chicago, 11/11/62 - Pass	89t
4) Bernard Berrian vs. Detroit, 10/12/08 - Pass	86t

### Longest Completion - NFL

Play	Yards
1t) Gus Frerotte to Bernard Berrian, MIN vs. CHI, 11/30/08	99t
1t) 10 other plays	99t

## 80-PLUS

When WR **Bernard Berrian** returned a punt 82 yards for a touchdown at Arizona in Week 15, he became the first Vikings player in team history to have three 80+ yard plays in a single season.

### 80+ Yard Plays In A Single Season - Vikings

Player	Plays
1) Bernard Berrian, 2008	3 (86t pass, 99t pass, 82t PR)
2t) Koren Robinson, 2005	2 (80t pass, 86t KR)
2t) Darren Sharper, 2005	2 (88t INT return, 92t INT return)

According to Elias Sports Bureau, **Berrian** became only the 3rd player in NFL history to score on a pass and a punt return in the first quarter of the same game when he accomplished the feat at Arizona (12/14). Pete Pihos of the Eagles (1947) and J.T. Smith of the Chiefs (1980) are the other two.


## SCORING FRENZY

The Vikings 21 first-quarter points at Arizona in Week 15 (12/14) was the most since 1999 and marked only the 5th time the team has scored 21 or more points in the first quarter.

### Most Points In 1st Quarter - Vikings

- 1) 28, vs. Green Bay, 9/28/86
- 2t) 21, at Arizona, 12/14/08
- 2t) 21, vs. Tampa Bay, 10/3/99
- 2t) 21, at Dallas, 11/26/98
- 2t) 21, vs. Detroit, 10/15/92

## RICE RETURNS



After seeing limited action through the bye week, WR **Sidney Rice** caught 4 touchdown passes in 2008. In 2007, he ranked tied for 2nd among rookie wide receivers with 4 TD receptions.

Rice had 15 catches for 141 yards, an average of 9.4 yards per catch. For his career, Rice has 46 catches for 537 yards and 8 touchdowns.

## WADE LEADS TEAM



For the 2nd straight season, WR **Bobby Wade** led the Vikings with 53 receptions. Wade tallied 645 receiving yards for an average of 12.2 yards per catch. He set a career high for receptions with 7 at Tennessee (9/28), only to break it with 8 at New Orleans (10/6) a week later. Wade caught the longest TD of his career at Arizona (12/14) on a 59-yard pass from QB Tarvaris Jackson. He also finished with a career-high 98 receiving yards vs. the Giants (12/28).

Wade fell just one reception short of his career high of 54 (2007) and 2 yards short of his career high of 647 receiving yards, both set in his first year with the Vikings in 2007.

Wade now has 103 receptions in a season and a half with the Vikings after having 101 total catches in the 4 previous years with Chicago and Tennessee. Wade has had both of his highest single-season reception totals over his 6-year career in the last 2 years with the Vikings.


### Wade's Highest Single Season Reception Totals

Year	Receptions
2007 (Minnesota)	54
2008 (Minnesota)	53
2004 (Chicago)	42
2006 (Tennessee)	33
2005 (Chicago/Tennessee)	14
2003 (Chicago)	12

# VIKINGS 2008 OFFENSIVE TEAM NOTES



## SHIANCOE RANKS IN TOP 3



TE **Visanthe Shiancoe** led the NFC and tied for 3rd among tight ends in the NFL with **7 touchdown receptions in 2008**. He had 7 of the Vikings 22 receiving touchdowns on the season and was just one shy of the Vikings record for TD catches by a TE in a single season, which is held by Joe Senser (8-1981). Shiancoe cur-ranked 4th on the squad with 42 receptions and 3rd with 596 yards. He averaged 14.2 yards per catch, with a long of 34t, and caught a pass in

every game in 2008.

In Week 16 vs. Atlanta (12/21), Shiancoe had a career day as he hauled in 7 passes for 136 yards and 2 TDs. It was his highest single game reception total, touchdown total and receiving yardage total, and was the 2nd best receiving day by a Vikings tight end in team history. It also marked his 1st career 100-yard game.

Since joining the Vikings, Shiancoe has 69 receptions for 919 yards and 8 TDs in 2 seasons. In his opening 5 seasons in the NFL (2003-07), Shiancoe had 576 receiving yards, a total he passed during the 2008 season.

### Receiving Touchdowns Among NFL Tight Ends

Player	TDs
1) Tony Gonzalez, KC.....	10
2) Antonio Gates, SD.....	8
<b>3t) Visanthe Shiancoe, MIN.....</b>	<b>7</b>
3t) Anthony Fasano, MIA.....	7
5t) Kevin Boss, NYG.....	6
5t) Dallas Clark, IND.....	6

### Most Receiving TDs by a Tight End in a Single Season - Vikings

Player	TDs
1) Joe Senser, 1981 .....	8
<b>2t) Visanthe Shiancoe, 2008 .....</b>	<b>7</b>
2t) Joe Senser, 1980 .....	7

## SHIANCOE'S CAREER DAY

TE **Visanthe Shiancoe's** 136-yard receiving day vs. Atlanta (12/21) ranks as the 2nd best receiving total by a Vikings tight end.

### Most Receiving Yards by a Tight End in a Single Game - Vikings

Player	Yards
1) Steve Jordan, vs. WAS (11/2/86) .....	179
<b>2) Visanthe Shiancoe, vs. ATL (12/21/08) .....</b>	<b>136</b>
3) Gordon Smith, vs. SF (11/26/61).....	123
4) Joe Senser, vs. NYJ (12/26/82).....	115

### Most Receiving TDs by a Tight End in a Single Game - Vikings

Player	TDs
<b>1t) Visanthe Shiancoe, vs. ATL (12/21/08) .....</b>	<b>2</b>
1t) 9 players.....	2

## MOUNT MCKINNIE



Since being drafted by the Vikings in 2002, T **Bryant McKinnie** has now blocked for 4 of the top 6 single-season rushers in team history. Over the past 2 years he has helped RB Adrian Peterson put up 2 of the 3 largest totals in team history.

### Best Single-Season Rushing Totals

Player, Year	Yards
<b>1) Adrian Peterson, 2008 .....</b>	<b>1,760</b>
2) Robert Smith, 2000.....	1,521
<b>3) Adrian Peterson, 2007 .....</b>	<b>1,341</b>
<b>4) Michael Bennett, 2002 .....</b>	<b>1,296</b>
5) Robert Smith, 1997.....	1,266
<b>6) Chester Taylor, 2006 .....</b>	<b>1,216</b>

## FOLLOWING ROUTE 76



Since joining the Vikings in 2006, perennial All-Pro LG **Steve Hutchinson** has proven his worth. In 48 games with the Vikings he has blocked for a 100-yard rusher 23 times (Adrian Peterson-16, Chester Taylor-6, Artose Pinner-1). **Hutchinson has now blocked for a 100-yard rusher 54 times in his career and has made room for 3 games with a runner over 200 yards.** He has had a 1,000-yard rusher behind him in each of his 8 NFL seasons, including this

season as Peterson led the league with 1,760 rushing yards on the year. Hutchinson has been selected to 6 Pro Bowls, including the 2009 all-star game, during his 8 accrued seasons in the NFL.

### 1,000 Yard Rushers Behind Hutchinson

Player, Year	Yards
<b>Adrian Peterson, 2008.....</b>	<b>1,760 *</b>
<b>Adrian Peterson, 2007.....</b>	<b>1,341</b>
<b>Chester Taylor, 2006.....</b>	<b>1,216</b>
Shaun Alexander, 2005 .....	1,880 *
Shaun Alexander, 2004 .....	1,696 *
Shaun Alexander, 2003 .....	1,435
Shaun Alexander, 2002 .....	1,175
Shaun Alexander, 2001 .....	1,318

\* NFL Leading Rusher

### 100-Yard Rushers/Games Behind Hutchinson

Player	Games (including playoffs)
Shaun Alexander .....	31
<b>Adrian Peterson.....</b>	<b>16</b>
<b>Chester Taylor.....</b>	<b>6</b>
Artose Pinner.....	1

## TIGHT END TOUGHNESS

TE **Jim Kleinsasser** has made an impact in the Vikings record book despite being best known for his powerful blocking in the running game. Kleinsasser has started 104 career games, which ranks as the 2nd most among all Vikings tight ends. He has 164 career catches, which is 5th in team history for tight ends, and his 10 catches in a single game (at St. Louis - 11/30/03) is the 2nd-most among Vikings tight ends.

### Career Starts By Vikings Tight Ends

Player	Starts
1) Steve Jordan .....	149
<b>2) Jim Kleinsasser.....</b>	<b>104</b>

### Career Catches By Vikings Tight Ends

Player	Catches
1) Steve Jordan, 1982-94.....	498
2) Jermaine Wiggins, 2004-06.....	186
3) Stu Voigt, 1970-80.....	177
4) Joe Senser, 1979-84 .....	165
<b>5) Jim Kleinsasser, 1999-2008.....</b>	<b>164</b>

### Catches In A Single Game By Vikings Tight Ends

Player	Catches
1) Joe Senser, vs. Green Bay (11/29/81) .....	11
<b>2t) Jim Kleinsasser, at St. Louis (11/30/03) .....</b>	<b>10</b>
2t) Joe Senser, vs. N.Y. Jets (12/26/82) .....	10

## KLEINSASSER BLAZING THE TRAIL

### Top Vikings RBs Rushing Seasons

Player/Season/Yards	Kleinsasser's Games
<b>1) Adrian Peterson, 2008: 1,760 yards.....</b>	<b>16</b>
<b>2) Robert Smith, 2000: 1,521 yards.....</b>	<b>14</b>
<b>3) Adrian Peterson, 2007: 1,341 yards.....</b>	<b>16</b>
<b>4) Michael Bennett, 2002: 1,296 yards.....</b>	<b>14</b>
5) Robert Smith, 1997: 1,266 yards.....	NA
<b>6) Chester Taylor, 2006: 1,216 yards.....</b>	<b>16</b>

# VIKINGS 2008 DEFENSIVE TEAM NOTES



## NOWHERE TO RUN

Under Head Coach **Brad Childress**, the Vikings have allowed only **two 100-yard individual rushing performances in the past 48 games**. Only St. Louis Rams RB Steven Jackson (12/31/06) and Green Bay Packers RB Ryan Grant (11/11/07) have reached the century mark during that time with 142 and 119 yards respectively.

Over the past 3 seasons (2006-08), the Vikings have given up a total of 3,400 rushing yards, which leads the league during that time. **Opponents are averaging just 70.8 rushing yards per game**. The Vikings became the first team since the 1970 NFL-AFL merger to rank #1 against the run in 3 consecutive seasons (2006-2008).

### Opponents Rushing Yards 2006-2008

Team	Yards Allowed	Yards Per Game
1) Minnesota.....	3,400	70.8
2) Baltimore .....	3,784	78.8

### 2008 Opponents Rushing Yards

Team	Yards Allowed	Yards Per Game
1) Minnesota.....	1,230	76.9
3) Pittsburgh .....	1,284	80.3

### Opponents Average Rushing Yards Per Game

Season	Avg. Yds/Game	Rank
2006.....	61.6	1st
2007.....	74.1	1st
2008.....	76.9	1st

### Opponents Average Rushing Yards Per Carry

Season	Avg. Yds/Carry	Rank
2006.....	2.8	1st
2007.....	3.1	2nd
2008.....	3.3	2nd

### Opponents Rushes For Negative Yards (No Kneeldowns)

Season	Negative Rushes (Rank)	Yards Lost (Rank)
2006.....	63 (1st)	-151 (1st)
2007.....	62 (1st)	-139 (1st)
2008.....	45 (7th)	-107 (6th)

## ALLEN TERRORIZES QUARTERBACKS



In his first year with the Vikings, DE **Jared Allen ranked 1st on the team with 14.5 sacks and tied for 1st with 52 QB hurries**. His 14.5 sacks tied for 5th among all players and tied for 2nd among defensive ends.

Since entering the NFL in 2004, Vikings DE **Allen's 57.5 sacks rank 1st**. His 14.5 sacks this year were the most a Vikings player has had in a single season since DT John Randle had 15.5 in 1998 and were the most any player

has had in his first season with the Vikings.

Allen notched his 1st sack as a Viking in Week 2 vs. Indianapolis when he caught QB Peyton Manning for a 5-yard loss.

### NFL Sack Leaders from 2004-2008

Player	Sacks
1) Jared Allen .....	57.5
2) DeMarcus Ware .....	53.5
3) Julius Peppers.....	51.5

### 2008 NFL Sacks

1) DeMarcus Ware, DAL.....	20.0
2) Joey Porter, PIT.....	17.5
3) John Abraham, ATL.....	16.5
4) James Harrison, PIT.....	16.0
5) Jared Allen, MIN .....	14.5
5) Julius Peppers, CAR .....	14.5

## ALLEN BRINGS BACK SACK MEMORIES

DE **Jared Allen's** team-leading 14.5 sacks were the most by a Viking since 1997, when DT John Randle posted 15.5. In fact, there have been only 4 players in the past 30 years that have notched 14.5 sacks or more (Chris Doleman, 1989 - 21.0 and 1992 - 14.5; Keith Millard, 1989 - 18.0, John Randle, 1997 - 15.5, and Jared Allen, 2008 - 14.5).

Allen's 2008 sack total ranked in the Vikings top 10 for a single season and is tied with Chris Doleman (1992) for 7th place. Allen's 14.5 sacks were the most any player has had in his first season with the Vikings.

### Vikings Top Single-Season Sack Totals

Player, Year	Sacks
1) Chris Doleman, 1989.....	21.0
2t) Keith Millard, 1989.....	18.0
2t) Alan Page, 1976.....	18.0
4) John Randle, 1997 .....	15.5
5t) Carl Eller, 1977.....	15.0
5t) Carl Eller, 1969.....	15.0
7t) Jared Allen, 2008.....	14.5
7t) Chris Doleman, 1992.....	14.5

## SAFETY IN NUMBERS

DE **Jared Allen** had 2 safeties in 2008, which tied the NFL record for the most in a single season. Allen notched his first safety of the year on Lions QB Dan Orlovsky in Week 6 and his 2nd on Packers QB Aaron Rodgers in Week 10.

Allen's 2 safeties also tied a team record held by Alan Page (1971).

### NFL Single Season Safeties

Player	Safeties
1t) Jared Allen, MIN, 2008 .....	2
1t) Bryant Young, SF, 1996.....	2
1t) Rod Stephens, SEA, 1993 .....	2
1t) Burt Grossman, SD, 1992 .....	2
1t) Brian Jordan, ATL, 1991 .....	2
1t) Tim Harris, GB, 1988.....	2
1t) Don Blackmon, NE, 1985 .....	2
1t) Doug English, DET, 1983 .....	2
1t) James Young, HOU, 1977.....	2
1t) Benny Barnes, DAL, 1973.....	2
1t) Fred Dryer, LA, 1973 .....	2
1t) Alan Page, MIN, 1971 .....	2
1t) Ron McDole, BUF, 1964.....	2
1t) Roger Brown, DET, 1962.....	2
1t) Tom Nash, GB, 1932 .....	2

### Vikings Single Season Safeties

Player	Safeties
1t) Jared Allen, 2008.....	2
1t) Alan Page, 1971.....	2

\* The two safeties vs. Green Bay (11/9) tied a team record for the most in a game. The last time there were 2 safeties in an NFL game was Buffalo vs. Houston, 11/16/03.

### Most Safeties In a Single Game - Vikings

1t) 2 vs. Green Bay, 11/9/08	- Jared Allen sack; Penalty-Intentional Grounding
1t) 2 vs. Atlanta, 10/5/03	- Two penalties-Intentional Grounding and Holding In End Zone

\* The Vikings finished with 3 safeties in 2008, which tied a team record for the most in a single season.

### Most Safeties In a Single Season - Vikings

1t) 3 in 2008
1t) 3 in 1981
1t) 3 in 1965

# VIKINGS 2008 DEFENSIVE TEAM NOTES



## FORCING FUMBLES

Since entering the league in 2004, DE **Jared Allen** has forced **16 career fumbles, which is the 8th most from 2004-2008.**

Allen has also recovered 8 career fumbles, which is tied for 8th in the NFL.

### Forced Fumbles 2004-2007

Player	Forced Fumbles
1) Robert Mathis .....	26
2) Dwight Freeney .....	22
3t) John Abraham .....	21
3t) Jason Taylor .....	21
5) DeMarcus Ware .....	18
6t) Brian Dawkins .....	17
6t) Julius Peppers.....	17
<b>8) Jared Allen .....</b>	<b>16</b>

## WILLIAMS ON TRACK

DT **Kevin Williams** finished the 2008 season tied for 1st among all defensive tackles with 8.5 sacks. It was Williams' 3rd-highest sack total since entering the league in 2003. He now has 42.5 career sacks.

Williams 4.0 sacks against Detroit ranks as the 2nd-most in a single game in Vikings history.

### 2008 Sacks By Defensive Tackles - NFL

Player	Sacks
<b>1t) Kevin Williams, MIN .....</b>	<b>8.5</b>
1t) Albert Haynesworth, TEN .....	8.5

### Most Sacks In A Single Game - Vikings

1) Randy Holloway, vs. Atlanta, 9/16/84 .....	5.0
<b>2t) Kevin Williams, vs. Detroit, 10/12/08 .....</b>	<b>4.0</b>
2t) 8 other players.....	4.0

### Most Career Quarterback Sacks - Vikings

1) Carl Eller, 1964-78.....	130.0
2) Jim Marshall, 1961-79.....	127.0
3) John Randle, 1990-00.....	114.0
4) Alan Page, 1967-78.....	108.5
5) Chris Doleman, 1985-93, '99.....	96.5
6) Doug Martin, 1980-89.....	60.5
7) Henry Thomas, 1987-94.....	56.0
8) Keith Millard, 1985-91 .....	53.0
<b>9) Kevin Williams, 2003-08 .....</b>	<b>42.5</b>
10) Mark Mullaney, 1975-87 .....	41.5

## WILLIAMS RANKS 4TH AMONG VIKINGS DTs

DT **Kevin Williams'** 42.5 career sacks puts him in 4th place among defensive tackles in club history for the first 6 seasons and 7th among all Vikings for the first 6 seasons.

### Most QB Sacks Among DTs First 6 Seasons - Vikings

Player	Sacks
1) John Randle, 1990-95.....	58.5
2) Alan Page, 1967-72.....	54.0
3) Keith Millard, 1985-90 .....	53.0
<b>4) Kevin Williams, 2003-08.....</b>	<b>42.5</b>

### Most QB Sacks First 6 Seasons - Vikings

Player	Sacks
1) John Randle, 1990-95.....	58.5
2) Chris Doleman, 1985-90 .....	54.5
3) Alan Page, 1967-72.....	54.0
4) Keith Millard, 1985-90 .....	53.0
5) Jim Marshall, 1961-66.....	51.5
6) Carl Eller, 1964-69.....	45.0
<b>7) Kevin Williams, 2003-08.....</b>	<b>42.5</b>

## STACK OF SACKS

After a slow start with only 2 sacks during the first two weeks of the 2008 season, the **Vikings notched 43 over the final 14 games and finished 4th in the NFL with 45 sacks in 2008.** That total is the 9th-most in team history. Over the past 2 years, the Vikings 83 sacks ranks 6th.

### 2008 Sacks

Team	Sacks
1) Dallas .....	59
2) Pittsburgh .....	51
3) Philadelphia.....	48
<b>4) Minnesota.....</b>	<b>45</b>


### Most Sacks 2007-2008

Team	Sacks
1) Dallas .....	105
2) N.Y. Giants .....	95
3) Pittsburgh .....	87
4) Philadelphia.....	85
5) Tennessee .....	84
<b>6) Minnesota.....</b>	<b>83</b>

### Most Team Sacks in a Single Season - Vikings

Year	Sacks
1) 1989 .....	71
2) 1992 .....	51
3t) 1969 .....	49
3t) 1970 .....	49
5t) 1983 .....	47
5t) 1990 .....	47
7t) 1975 .....	46
7t) 1999 .....	46
<b>9t) 2008 .....</b>	<b>45</b>
9t) 1993 .....	45
10) 1996 .....	44

## WILLIAMS WRITES HISTORY



DT **Kevin Williams** currently has 4 career defensive touchdowns, which is tied for 1st for the most defensive touchdowns (INTs and FRs) in Vikings history. Williams needs one more to take over sole possession of the career record.

In 2007 Williams tied a team record for the most INTs in a season by a defensive lineman (2) and the team record for the most INTs in a career by a defensive lineman (4).

### Williams' NFL TDs

vs. Jacksonville, 11/28/04.....	77 fumble return
at Seattle, 10/22/06 .....	0 fumble return
vs. Atlanta, 9/9/07.....	54 INT return
at San Francisco, 12/9/07.....	18 INT return

### Most Career Defensive Touchdowns (INT-FR) - Vikings

<b>1t) Kevin Williams, 2003-07 (2-2) .....</b>	<b>4</b>
1t) Orlando Thomas, 1995-01 (2-2).....	4
1t) Dewayne Washington, 1994-97 (3-1).....	4
1t) Joey Browner, 1983-91 (3-1).....	4
1t) Bobby Bryant, 1968-80 (3-1).....	4
1t) Paul Krause, 1968-79 (2-2).....	4
1t) Ed Sharockman, 1962-72 (3-1).....	4

### Most Career Interceptions By A Defensive Lineman - Vikings

<b>1) Kevin Williams, 2003-07.....</b>	<b>4</b>
2) Chris Doleman, 1987-93, 99 .....	3
3t) 4 Players .....	2

### Most Single Season INTs By A Defensive Lineman - Vikings

<b>1t) Kevin Williams, 2007.....</b>	<b>2</b>
1t) Tim Newton, 1985 .....	2



## GREENWAY TACKLES THE NFL



Vikings LB **Chad Greenway** led the team with 149 total tackles (103 solo) in 2008. **He led the team in tackles in 8 games during the season.**

For his career (2007-08), Greenway has 186 solo tackles and 279 total stops through 32 games (8.7 per game). In 2007, he ranked 2nd on the team with 130 total tackles (83 solo), tying for the team lead once and leading the squad in 3 games. Greenway also ranked tied


for 1st in the NFL with 4 fumble recoveries in 2007.

After having no sacks in 2007, Greenway had 5.5 sacks in 2008, which ranked 3rd on the team. He had 5.0 sacks in the last 10 games, including the team's only sack at Tampa Bay in Week 11.

### Vikings Single-Season Sacks - Linebackers

Player	Sacks
1) Ed McDaniel, 1998	7.0
2t) Broderick Thomas, 1995	6.0
2t) Matt Blair, 1981	6.0
<b>4) Chad Greenway, 2008</b>	<b>5.5</b>
<b>5t) Ben Leber, 2007</b>	<b>5.0</b>
5t) Dwayne Rudd, 1997	5.0
5t) Matt Blair, 1978, 1983	5.0
10t) Several players	4.0

## LEBER LEADS THE LEAGUE



Vikings LB **Ben Leber** finished **1st in the NFC and tied for 1st in the NFL with 4 fumble recoveries on the season.** He had 6 combined takeaways (4 FR, 2 INT) in 2008, which was a career high.

Since joining the Vikings, Leber has accounted for 11 takeaways (7 FR, 4 INT). This season he also had 88 tackles (60 solo), .5 sack, 2 INT, 12 passes defended and 9 QB hurries. His 12 passes defended tied a team record

for linebackers.

### 2008 Defensive Fumble Recoveries

Player	Fumble Recoveries
<b>1t) Ben Leber, MIN</b>	<b>4</b>
1t) Calvin Pace, NYJ	4
1t) Lamar Woodley, PIT	4

### Vikings Single-Season Passes Defended By Linebackers

<b>1t) Ben Leber, 2008</b>	<b>12</b>
1t) Matt Blair, 1981	12
2t) Jack Del Rio, 1994	11

## LEBER HELPS STOP THE RUN

In his 7 years in the NFL, LB **Ben Leber** has been a part of 4 defenses that ranked #1 against the run - San Diego in 2005 and Minnesota in 2006, 2007 and 2008.

### Leber's Teams Ranked As NFL's #1 Rushing Defense

Year	Team	Rush Yds.
2005	San Diego	1,349 (1st)
<b>2006</b>	<b>Minnesota</b>	<b>985 (1st)</b>
<b>2007</b>	<b>Minnesota</b>	<b>1,185 (1st)</b>
<b>2008</b>	<b>Minnesota</b>	<b>1,095 (1st)</b>

## LEBER RANKS AMONG VIKINGS BEST

LB **Ben Leber's** 4 fumble recoveries on the season ranks tied for 7th in Vikings single-season history.

### Vikings Single-Season Defensive Fumble Recoveries

Player	Opp. Fumble Recoveries
1) Don Hultz, 1963 (NFL Leader)	9
2) Alan Page, 1970 (NFL Leader)	7
3) Fred McNeill, 1978	6
4t) Chris Doleman, 1989	5
4t) Joey Browner, 1985	5
4t) Matt Blair, 1976	5
<b>7t) Ben Leber, 2008 (NFL Leader)</b>	<b>4</b>
<b>7t) Chad Greenway, 2007 (NFL Leader)</b>	<b>4</b>
7t) Duane Clemons, 1999 (NFL Leader)	4
7t) Jack Del Rio, 1995	4
7t) Orlando Thomas, 1995	4
7t) Fred Strickland, 1993	4
7t) Mike Merriweather, 1990	4
7t) Joey Browner, 1986	4
7t) Scott Studwell, 1986	4
7t) Carl Eller, 1966	4
7t) Carl Eller, 1964	4

## RECOVERY EFFORT

Since joining the Vikings, LB **Ben Leber** has recovered 7 opponents' fumbles, a number that ranks tied for 2nd in the NFL from 2006-2008. Leber tied for 1st in 2008 with 4 fumble recoveries.

### Opponents' Fumble Recoveries - 2006-2008 - NFL

Player	Opp. Fumble Recoveries
1) Antonio Smith	8
<b>2t) Ben Leber</b>	<b>7</b>
2t) Darnell Dockett	7
2t) Elvis Dumervil	7
2t) Bradie James	7
2t) DeMeco Ryans	7
<b>7t) Jared Allen</b>	<b>6</b>
7t) 6 players	6

## MAN IN THE MIDDLE




The Vikings lost a key playmaker on defense in Week Four when captain LB **E.J. Henderson** left the game with a toe injury that required surgery. Henderson left leading the team with 36 tackles (28 solo). He also had one of the team's 8.0 sacks at the time and one of the team's 11 fumble recoveries.

Over the past 5 years (2004-2008) **Henderson** has led the team in tackles 3 times. In 2004 he led the squad with 125 stops. In 2006 his 142 tackles led the Vikings and last year his 155 stops were a career-high and led the team. He was named the team's 2007 defensive MVP for his performance. The only year Henderson didn't lead the team in tackles was in 2005, when he ranked 2nd.

everything purple.

# VIKINGS 2008 DEFENSIVE TEAM NOTES



## LIMITING OFFENSIVE OUTPUT

The Vikings ranked 5th in the NFL in offensive points allowed with 254 (15.9 avg.). The Vikings **gave up just 15 passing touchdowns on the season**, which was the lowest total in the NFC and the 5th lowest in the NFL this season.

### 2008 Offensive Points Allowed - NFL

Team	Points Allowed
1) Pittsburgh	205
2) Baltimore	209
3) Tennessee	227
4) Philadelphia	252
5) <b>Minnesota</b>	<b>254</b>

### 2008 Passing Touchdowns Allowed - NFL

Team	Passing TDs Allowed
1) Indianapolis	6
2t) Pittsburgh	12
2t) Tennessee	12
4) Buffalo	14
5) <b>Minnesota</b>	<b>15</b>

## POUNCING ON THE LOOSE BALL

Since Head Coach Brad Childress took over in 2006, the Vikings are tied for 3rd in the NFL with 45 opponents' fumble recoveries over the last 48 games. Only Detroit and Chicago have more with 52 and 47, respectively, during that time. **The Vikings finished tied for 8th in 2008 with 13 fumble recoveries.**

### Opponents' Fumble Recoveries 2006-2008 - NFL

Team	Opp. Fumble Recoveries
1) Detroit	52
2) Chicago	47
3) <b>Minnesota</b>	<b>45</b>

### Opponents' Fumble Recoveries 2008 - NFL

Team	Opp. Fumble Recoveries
1t) Arizona	17
2t) Detroit	16
2t) Kansas City	16
2t) N.Y. Jets	16
5t) Dallas	14
5t) Philadelphia	14
5t) St. Louis	14
8t) <b>Minnesota</b>	<b>13</b>
8t) Carolina	13

The Vikings currently boast 3 of the top 8 individual fumble recovery leaders over the past 5 years in the NFL. LB **Ben Leber**, DE **Jared Allen** and DT **Kevin Williams** all rank in the top 8 for FR from 2004-2008.

### Opponents' Fumble Recoveries 2004-2008 - NFL

Player	Opp. Fumble Recoveries
1t) Jason Taylor	10
1t) Dewayne White	10
3t) <b>Ben Leber</b>	<b>9</b>
3t) Raheem Brock	9
3t) Karlos Dansby	9
3t) Kalimba Edwards	9
3t) Robert Mathis	9
8t) <b>Jared Allen</b>	<b>8</b>
8t) <b>Kevin Williams</b>	<b>8</b>
8t) Will Demps	8
8t) Darnell Dockett	8
8t) Adewale Ogunleye	8
8t) Antonio Smith	8
8t) Osi Umenyiora	8

## CHAINS NOT MOVING

The Vikings defense ranked 4th in the NFL with only 255 first downs allowed in 2008. Of those, 72 came on the ground, a total that ranked as the 2nd lowest in the league.

### Opponents' First Downs Allowed - NFL

Team	Opp. First Downs
1) Baltimore	228
2) Pittsburgh	240
3) Philadelphia	248
4) <b>Minnesota</b>	<b>255</b>
5t) Tampa Bay/Washington	259

## FUMBLES LEAD TO SCORES

The Vikings have scored 47 TDs off a fumble recovery since the 1970 NFL merger. That total ranks 1st during that time span.

### Fumble Recoveries for a Touchdown Since 1970 - NFL

Team	FR for TD
1) <b>Minnesota</b>	<b>47</b>
2t) Tennessee/Houston	46
2t) Atlanta	46
3t) Oakland	45

Since Head Coach **Brad Childress** took over in 2006, the Vikings have scored 7 times on fumble recoveries (6 defensive recoveries, 1 offensive recovery), which also ranks tied for 1st in the NFL.

### Fumble Recoveries for a Touchdown 2006-2008 - NFL

Team	FR for TD
1t) <b>Minnesota</b>	<b>7</b>
1t) San Diego	7
3t) Philadelphia	6

## RETURN TO SENDER

Under Head Coach **Brad Childress**, the Vikings have scored 20 times on returns (INT, FR, KR, PR and blocked FG), a number that is tied for 2nd in the league from 2006-08. The Vikings have scored 15 times on defense, returning 9 interceptions and 6 fumble recoveries for touchdowns. That ranks tied for 1st over the past 3 years. The other 5 scores came on a kickoff return, 2 punt returns, a blocked field goal and an offensive fumble recovered for a TD.

### NFL Returns/Defensive Touchdowns 2006-2008


Team	TDs
1) Chicago	24
2t) <b>Minnesota</b>	<b>20</b>
2t) Green Bay	20
4) Arizona	18
5) Baltimore	16

### Most INT Returns For Touchdowns In A Single Game - NFL

1) 4	Seattle	vs. Kansas City, 11/4/84
2t) 3	<b>Minnesota</b>	<b>at NY Giants, 11/25/07</b>
2t) 3	Tampa Bay	vs. New Orleans, 12/11/77
2t) 3	Cincinnati	vs. Houston, 12/17/72
2t) 3	Houston	vs. San Diego, 12/19/71
2t) 3	Buffalo	vs. NY Jets, 9/29/68
2t) 3	Baltimore	vs. Pittsburgh, 9/29/68
2t) 3	Philadelphia	vs. Pittsburgh, 12/12/65
2t) 3	Cleveland	vs. Chicago, 12/11/60
2t) 3	Baltimore	vs. Green Bay, 11/5/50



## TAKEAWAY TOINE



A ballhawker who hits with authority, Vikings CB **Antoine Winfield** frequently finds himself around the ball. He ranked **tied for 9th with 4 forced fumbles and tied for 16th in the NFL with 2 fumble recoveries in 2008**. Winfield also had 2 interceptions on the season. In Week 9 vs. Houston, Winfield intercepted his 19th career pass. It was his 21st Vikings career takeaway (14 INTs, 7 FRs), which ranks tied for 6th most in team history among cornerbacks

and 23rd overall.

Winfield also returned a blocked field goal 59 yards for a Vikings touchdown against New Orleans (10/6), which was a first in team history for a regular season game. He earned NFC Defensive Player of the Week honors for his effort, and was **selected to the 2009 Pro Bowl, his 1st all-star selection in his 10-year career**. Winfield's 2008 totals include 96 tackles, 2.0 sacks, 2 INT, 14 PD, 9 TFL, 4 FF, 2 FR and 2 QB hurries.

Winfield has scored on 4 returns in his career, all coming since 2006 with the Vikings - 2 INT returns, one FR and one blocked FG return. He has scored a defensive touchdown for the Vikings in each of the past 3 seasons and has 3 of the Vikings 15 defensive TDs since 2006.

### Career Takeaways By Vikings Cornerbacks

Player	Takeaways	Games
1) Bobby Bryant.....	58 (51 INT, 7 FR).....	160
2) Ed Sharockman.....	46 (40 INT, 6 FR).....	141
3) Nate Wright.....	35 (31 INT, 4 FR).....	126
4) Carl Lee.....	34 (29 INT, 5 FR).....	169
5) John Turner.....	26 (22 INT, 4 FR).....	103
<b>6t) Antoine Winfield.....</b>	<b>21 (14 INT, 7 FR).....</b>	<b>70</b>
6t) Audray McMillian.....	21 (19 INT, 2 FR).....	79

## WHAT OTHERS ARE SAYING ABOUT WINFIELD

### Sam Rosen and Tim Ryan on Winfield – FOX broadcast, 11/16/2006

*"The guy just does everything. He hits – and when he hits you hear it and you feel it and balls pop loose. I mean this guy is something. Teams are afraid to throw at him."*

*"They don't really throw at him anymore, because even at 5'9" people don't talk about his ability in terms of route recognition – knowing what offenses are going to do. He is very, very good as a defender."*

*"If this guy doesn't make it to the Pro Bowl this year something is wrong. He is a top-five corner in the league and not just as a run support guy that comes up and tackles. He is terrific in coverage. He needs to get his due and end up in Honolulu."*

On run stopping: *"There is nobody better in the league."*

On tackling: *"When he hits you you're stopped. You are not going anywhere. He is just one of the best tackling corners in the NFL."*


## PREVENTING BIG PASSING TDS

The Vikings allowed only 6 passing touchdowns of 20+ yards on the season. That tied as the 13th lowest in the NFL.

### 2008 Opponents Passing TDs of 20+ Yards

Team	20+ Yard Passing TDs
1) Dallas.....	1
2t) Indianapolis/Tennessee.....	3
3t) Chicago/Denver/New England/Pittsburgh.....	4
8t) Buffalo/Cincinnati/Kansas City/NY Jets/Washington.....	5
<b>13t) Minnesota.....</b>	<b>6</b>
13t) 4 teams.....	6

## WILLIAMS INTERCEPTS FIRST PASS AS VIKING



S **Madiou Williams**, who missed the first 7 games of the season due to injury, returned in Week 9 against the Houston Texans and showed exactly why the Vikings pursued him as a free agent during the 2008 offseason. Williams notched his 1st interception as a Viking and finished with 9 tackles on the day, 8 solo.

For Williams, it was his 10th career INT. **He became only the 8th player in team history to intercept a pass in his 1st game as a Viking,**

joining fellow S Darren Sharper in accomplishing the feat.

In Week 12 at Jacksonville, Williams notched his 2nd INT of the season and the 11th of his career. After returning from his injury, Williams finished with 45 tackles, 2 INTs, 3 passes defended and 1 QB hurry.

### Interception In First Game As A Viking

Player	Year
<b>Madiou Williams, S.....</b>	<b>2008</b>
<b>Darren Sharper, S.....</b>	<b>2005</b>
Willie Offord, S.....	2002
Wymon Henderson, CB.....	1987
Clancy Osborne, LB.....	1961
Dick Grecni, LB.....	1961
Jack Morris, CB.....	1961
Charlie Summer, CB.....	1961

## PICKS, PICKS, PICKS

The Vikings have notched **48 interceptions from 2006-2008, which ranks 15th in the NFL during that time**. Nine of those INTs have gone for touchdowns, a total that is tied for 3rd. **The team has scored 15 defensive touchdowns (9 INTs, 6 FRs) in the past 48 games;** that ranks tied for 1st in the NFL over the 2006-08 seasons. The Vikings are 7-4 in games in which they've scored a defensive touchdown.

### NFL Defensive Touchdowns (2006-08)

<b>1t) Minnesota Vikings.....</b>	<b>15 (9 INTs, 6 FRs)</b>
1t) Green Bay Packers.....	15 (11 INTs, 4 FRs)

### Vikings Defensive Touchdowns (2006-08)

Game	Play
vs. Chicago, 9/24/06.....	Antoine Winfield 7 INT return - L
vs. Detroit, 10/8/06.....	Ben Leber FR in end zone - W
vs. Detroit, 10/8/06.....	E.J. Henderson 45 INT return
at Seattle, 10/22/06.....	Kevin Williams FR in end zone - W
at Green Bay, 12/21/06.....	Fred Smoot 47 INT return - L
vs. Atlanta, 9/9/07.....	Kevin Williams 54 INT return - W
vs. Atlanta, 9/9/07.....	Antoine Winfield 14 INT return
at Detroit, 9/16/07.....	Ray Edwards 9 FR return - L
at Dallas, 10/21/07.....	Cedric Griffin 28 FR return - L
at NY Giants, 11/25/07.....	Darren Sharper 20 INT return - W
at NY Giants, 11/25/07.....	Dwight Smith 93 INT return
at NY Giants, 11/25/07.....	Chad Greenway 37 INT return
at San Francisco, 12/9/07.....	Kevin Williams 18 INT return - W
vs. Carolina, 9/21/08.....	Antoine Winfield 19 FR return - W
at Jacksonville, 11/23/08.....	Napoleon Harris 27 FR return - W


## FOUR STATS, ONE PLAY

In Week Three, CB **Antoine Winfield** collected 4 defensive statistics on the same play - a quarterback sack, a forced fumble, an opponent fumble recovery and a fumble return for a touchdown - when he hit QB Jake Delhomme near the end of the first half, knocking the ball loose and returning it 19 yards for the score. It was only the 3rd time in team history that a player has recorded 4 stats on one play.

# everything purple.



## PINNING THEM DEEP



Vikings 4th-year P **Chris Kluwe** set a team record for the highest gross punting average in a single season with his **47.6 yard average in 2008**. The previous team record was 46.4 yards, set by Bobby Walden in 1964. Kluwe ranked 2nd in the NFC and 4th in the NFL as he punted 73 times for 3,473 yards. He also ranked 3rd in the NFL with 35 punts of 50+ yards on the season, a total that broke his previous Vikings record of 29 punts of 50+ yards in

2007.

In Week 4 at Tennessee, Kluwe punted 6 times, all of which traveled over 50 yards (52, 50, 57, 57, 52, 56), setting a new Vikings record for the most 50-yard punts in a single game. Kluwe's 54.0-yard punting average on the day ranks as the 4th highest in team history. **Kluwe now owns 3 of the top 5 performances in Vikings history.**

Kluwe has also left opponents inside their own 20-yard line **23 times in 2008, which ranks tied for 13th in the NFL**. Leaving opponents inside the 20 is familiar territory for Kluwe, as he has done so **102 times since entering the league in 2005. That total ranks tied for 9th during that time span**. In 2007, Kluwe left opponents inside the 20-yard line 34 times, which ranked 3rd in the NFL and was a Vikings record.

### 2008 Gross Punting Average

Player	Gross Punting Average
1) Donnie Jones, STL.....	50.0
2) Shane Lechler, OAK.....	48.8
3) Andy Lee, SF.....	47.8
<b>4) Chris Kluwe, MIN.....</b>	<b>47.6</b>

### 2008 Punts of 50+ Yards

Player	50+ Yard Punts
1) Donnie Jones, STL.....	45
2) Shane Lechler, OAK.....	44
<b>3) Chris Kluwe, MIN.....</b>	<b>35</b>

### Vikings Single Season Gross Punting Average

Player	GPA
<b>1) Chris Kluwe, 2008.....</b>	<b>47.6</b>
2) Bobby Walden, 1964.....	46.4

### Vikings Single Game 50+ Yard Punts

Player	50-Yard Punts
<b>1) Chris Kluwe, vs. Ten., 9/28/08.....</b>	<b>6</b>
2t) Harry Newsome, vs. Phx, 10/13/91.....	5
2t) Greg Coleman, vs. Chi., 11/25/84.....	5

### Vikings Single Game Gross Punting Average

Player	GPA
<b>1) Chris Kluwe, at Det., 9/16/07.....</b>	<b>57.5 (4 punts - 230 yards)</b>
2) Mitch Berger, vs. Cin., 11/15/98.....	55.8 (4 punts - 223 yards)
<b>3) Chris Kluwe, vs. TB, 9/11/05.....</b>	<b>54.3 (4 punts - 217 yards)</b>
<b>4t) Chris Cluwe at Ten, 9/28/08.....</b>	<b>54.0 (6 punts - 324 yards)</b>
4t) Harry Newsome vs. Phx, 10/13/91.....	54.0 (5 punts - 270 yards)

### Most 50+ Yard Punts In A Single Season

Player	50+Yard Punts
<b>1) Chris Kluwe, 2008.....</b>	<b>35</b>
<b>2) Chris Kluwe, 2007.....</b>	<b>29</b>
<b>3t) Chris Kluwe, 2006.....</b>	<b>22</b>
3t) Mitch Berger, 2000.....	22

## OVER 100 INSIDE 20

**Kluwe** has pinned opponents inside their own 20-yard line 102 times since he entered the league in 2005. That total is the 3rd-most in Vikings history.

### Vikings Career Punts Inside 20-Yard Line

Player	Punts Inside 20
1) Greg Coleman (1978-87).....	154
2) Mitch Berger (1996-01).....	109
<b>3) Chris Kluwe (2005-08).....</b>	<b>102</b>

Kluwe also is tied for 2nd in team history for punts of 50+ yards. Kluwe has 96 punts that have gone over 50 yards since 2005.

### Vikings Career Punts Of 50+ Yards

Player	50+ Yard Punts
1) Greg Coleman (1978-87).....	99
<b>2t) Chris Kluwe (2005-08).....</b>	<b>96</b>
2t) Mitch Berger (1996-01).....	96

## REYNAUD PROVIDES SPARK

WR **Darius Reynaud** was brought up from the practice squad prior to the game at Jacksonville, and the undrafted rookie from West Virginia made an immediate impact in the return game. Reynaud posted returns of 40+ yards in 2 games - 49 vs. Chicago, 11/30/08 and 43 at Detroit, 12/7/08 (missed 2 games to injury). Both of the returns rank as the 2 longest kickoff returns for the Vikings in 2008. Reynaud finished 3rd on the team with 8 returns for 201 yards and a 25.1 average.

## WIDE RIGHT

The 2008 Vikings ranked tied for 1st in the NFL in opponents missed field goals.

### 2008 Opponents Missed Field Goals

Team	Opp. Missed FGs
<b>1t) Minnesota.....</b>	<b>10</b>
1t) Tennessee.....	10
2) Cleveland.....	9

Opponents connected on 72.2% of their field goal attempts vs. the Vikings. That percentage ranked as the 3rd lowest in the NFL.

### 2008 Opponents Field Goal Percentage

Team	FG Pct.
1) Tennessee.....	66.7
2) Cleveland.....	67.9
<b>3) Minnesota.....</b>	<b>72.2</b>

## BIG PLAY BERRIAN

WR **Bernard Berrian's** 82-yard punt return for a touchdown in Week 15 at Arizona ranks as the 3rd longest PR in team history. It was the first punt return for a TD since former RB Mewelde Moore returned one vs. New England on October 30, 2006.

### Longest Punt Return - Vikings

Player, Game	PR
1) Charlie West, vs. Washington - 11/3/68.....	98t
2) Nate Burleson, at Indianapolis - 11/8/04.....	91t
<b>3) Bernard Berrian, at Arizona - 12/14/08.....</b>	<b>82t</b>

## ABDULLAH SPECIAL ON SPECIAL TEAMS

Another Vikings rookie free agent had a major impact on the team in 2008. S **Husain Abdullah** led the Vikings with 24 special teams tackles (12 solo). Abdullah helped fill the void left when LB **Heath Farwell** was lost for the year during the Vikings first preseason game.



# VIKINGS 2008 SPECIAL TEAMS NOTES



## WHEN THE GAME IS ON THE LINE



One of the most accurate kickers in the NFL since entering the league as an unheralded rookie free agent in 1997, **K Ryan Longwell tied for 8th in the NFL with 29 field goals made in 2008.** He also ranked tied for 7th among kickers with 127 points.

With the Vikings, Longwell has made 51-of-52 field goals from inside 45 yards. His streak of consecutive field goals made inside 45 yards was broken vs. Detroit (10/12) when his 38-yard attempt was blocked. Longwell owns the team record for the **most consecutive FGs made under 40 yards with 34.**

### Most Game-Winning FGs in Vikings Career

- 1) 9, Fred Cox, 1963-77
- 2) 7, Fuad Reveiz, 1990-95
- 3) **6, Ryan Longwell, 2006-08**

### Longwell's Game Winners

Date	Game	FG	Time	Final
12/27/98	at Detroit	50	9:49	16-13
9/17/00	Philadelphia	38	0:03	6-3
10/15/00	San Francisco	35	0:54	31-28
12/24/00	Tampa Bay	22	6:31 OT	17-14
11/14/04	Minnesota	33	0:00	34-31
11/21/04	@ Houston	46	0:00	16-13
12/12/04	Detroit	23	0:02	16-13
12/24/04	@ Minnesota	29	0:00	34-31
12/11/05	Detroit	28	5:17 OT	16-13
9/11/06	@ Washington	31	1:00	19-16
9/17/06	Carolina	19	7:25 OT	16-13
10/14/07	@ Chicago	55	0:00	34-31
10/6/08	@ New Orleans	30	0:13	30-27
10/12/08	vs. Detroit	38	0:09	12-10
12/28/08	vs. N.Y. Giants	50	0:00	20-19

## FROM 50 AND BEYOND

**K Ryan Longwell** has connected on 20 field goals from 50+ yards during his career. His **6 FGs of 50+ yards in 2008 is a team record** for a single season and ranked tied for 2nd in the NFL.

### Longwell's 50+ Yard Field Goals - Career

Date	FG	Final
9/2/97, at Detroit	50	W 20-10
10/17/99, at Denver	50	L 10-31
10/8/00, at Detroit	51	L 24-31
10/29/00, at Miami	51	L 20-28
11/12/00, at Tampa Bay	52	L 15-20
12/16/01, at Tennessee	54	L 20-26
10/5/03, vs. Kansas City	50	L 34-40
10/11/04, at Tennessee	53	L 27-48
10/17/04, at Detroit	50	W 38-10
9/11/05, at Detroit	50	L 3-17
10/23/05, at Minnesota	53	L 20-23
11/13/05, at Atlanta	53	W 33-25
11/13/05, at Atlanta	51	W 33-25
10/14/07, at Chicago	55	W 34-31
9/14/08, vs. Indianapolis	53	L 15-18
10/6/08, at New Orleans	53	W 30-27
11/9/08, vs. Green Bay	54	W 28-27
11/23/08 at Jacksonville	54	W 30-12
12/7/08 at Detroit	50	W 20-16
12/28/08 vs. N.Y. Giants	50	W 20-19

### Longest Field Goals In Vikings History

- 1) 56 ..... Paul Edinger, vs. Green Bay, 10/23/05
- 2) **55 ..... Ryan Longwell, at Chicago, 10/14/07**
- 3) **54 ..... Ryan Longwell, at Jacksonville, 11/23/08**
- 3) **54 ..... Ryan Longwell, vs. Green Bay, 11/9/08**
- 3) 54 ..... Jan Stenerud vs. ATL, 9/16/84, Paul Edinger, vs. CHI, 1/1/06

## LONGWELL RANKS 22ND IN ALL-TIME SCORING

**K Ryan Longwell** currently ranks 22nd in NFL history with 1,370 career points. Since entering the league in 1997, Longwell ranks 4th in total scoring behind kickers Jason Elam, Matt Stover and Adam Vinatieri.

### All-Time NFL Scoring Leaders

Player/Seasons	Games	Points
1) Morten Anderson, 1982-2007 (25)	382	2,544
2) Gary Anderson, 1982-2004 (23)	353	2,434
3) George Blanda, 1949-1975 (26)	340	2,002
4) John Carney, 1988-2008 (21)	289	1,955
5) Matt Stover, 1991-2008 (18)	287	1,944
6) Jason Elam, 1993-2008 (16)	252	1,915
7) Jason Hanson, 1992-2008 (17)	271	1,747
8) Norm Johnson, 1982-1999 (18)	273	1,736
9) Nick Lowery, 1978-1996 (18)	260	1,711
10) Jan Stenerud, 1967-1985 (19)	263	1,699
11) John Kasay, 1991-2008 (17)	253	1,634
12) Eddie Murray, 1980-2000 (19)	250	1,594
13) Al Del Greco, 1984-2000 (17)	248	1,584
14) Adam Vinatieri, 1996-2008 (13)	205	1,492
15) Steve Christie, 1990-2004 (15)	229	1,476
16) Pat Leahy, 1974-1991 (18)	250	1,470
17) Jim Turner, 1964-1979 (16)	228	1,439
18) Matt Bahr, 1979-1995 (17)	235	1,422
19) Jeff Wilkins, 1994-2007 (14)	200	1,416
20) Mark Moseley, 1970-1986 (16)	213	1,382
21) Jim Bakke, 1962-1978 (17)	234	1,380
<b>22) Ryan Longwell, 1997-2008 (12)</b>	<b>192</b>	<b>1,370</b>
23) Fred Cox, 1963-1977 (15)	210	1,365

### NFL Scoring 1997-2008

Player	Points
1) Jason Elam	1,436
2) Matt Stover	1,373
3) Adam Vinatieri	1,372
<b>4) Ryan Longwell</b>	<b>1,370</b>

## LONGWELL'S 296 IS 21ST IN NFL HISTORY

**K Ryan Longwell** currently ranks 21st all-time with 296 made FGs.

### NFL Career FGs Made (Regular Season)

1) Morten Anderson	565
2) Gary Anderson	538
3) Matt Stover	462
4) John Carney	460
5) Jason Elam	424
6) Jason Hanson	406
7) John Kasay	386
8) Nick Lowery	383
9) Jan Stenerud	373
10) Norm Johnson	366
11) Eddie Murray	352
12) Al Del Greco	347
13) Steve Christie	336
14) George Blanda	335
15) Adam Vinatieri	331
16) Jeff Wilkins	307
17) Pat Leahy	304
17) Jim Turner	304
19) Matt Bahr	300
19) Mark Moseley	300
<b>21) Ryan Longwell</b>	<b>296</b>

**MINNESOTA  
VIKINGS**

# VIKINGS LEADERS IN THE NFL



## 2008 LEADERS

### Where Vikings Ranked among the NFC leaders (TOP 10)

	Week 1	2	3	4	5	6	7	8	9	10	11	12	13	14	15	16	17
Allen, Sacks (14.5)	NR	NR	NR	NR	NR	NR	5T	8T	4T	4	5T	6T	4T	2T	3	3	3T
Berrian, Receiving TDs (7)	NR	NR	NR	NR	NR	NR	8T	10T	7T	7T	9T	NR	9T	9T	7T	10T	7T
Kluwe, Punting Average (47.6)	8	9	5	2	3	3	3	3	3	3	2	2	2	2	2	3	3
Leber, Fumble Recoveries (4)	NR	NR	2T	2T	4T	2T	2T	2T	1T	1T	1	1	1	1	1	1	1
Longwell, Scoring (127)	NR	3T	2T	4T	2	4T	1	8	8T	7	7	6T	6	4T	6	7	6T
Peterson, Rushing Yards (1,760)	4	1	2	2	3	3	2	2	2	1	1	2	1	1	1	1	1
Peterson, Total Yards Scrimm. (1,885)	8	1	7	5	7	6	5	5	4	2	2	2	2	1	1	1	1
Peterson, Rushing TDs (10)	3T	9T	NR	4T	7T	9T	4T	6T	4T	2T	3T	4	4T	5T	5T	5T	4T
Peterson, Scoring, Non-kickers (60)	4T	NR	NR	9T	NR	NR	9T	NR	9T	5T	10T	8T	7T	9T	10T	NR	10T
Sharper, Fumble Recoveries (2)	NR	NR	NR	NR	NR	NR	NR	NR	NR	NR	NR	NR	NR	NR	7T	9T	9T
Shiancoe, Receiving TDs (7)	NR	NR	NR	NR	8T	NR	8T	10T	7T	7T	9T	NR	NR	9T	NR	7T	7T
Williams, K., Sacks (8.5)	NR	NR	NR	NR	NR	2T	3T	3T	4T	5T	8	5	7	7	7	9	9
Winfield, Fumble Recoveries (2)	NR	NR	2T	2T	1T	2T	2T	2T	3T	3T	3T	3T	3T	5T	7T	9T	9T

### Where Vikings Ranked among the NFL leaders (TOP 10)

	Week 1	2	3	4	5	6	7	8	9	10	11	12	13	14	15	16	17
Allen, Sacks (14.5)	NR	NR	NR	NR	NR	NR	NR	NR	8T	7T	8T	10T	7T	4T	5	5	5T
Kluwe, Punting Average (47.6)	NR	NR	NR	4	7	5	5	5	7	5	4	4	3	3	3	4	4
Leber, Fumble Recoveries (4)	NR	NR	4T	6T	8T	2T	3T	3T	1T	1T	1	1	1	1T	1T	1T	1T
Longwell, Scoring (127)	NR	3T	2T	7T	3	6T	1	10	NR	10T	NR	8T	8	5T	8	10	7T
Peterson, Rushing Yards (1,760)	5	1	2	2	3	3	2	2	2	1	1	2	1	1	1	1	1
Peterson, Total Yards Scrimm. (1,885)	NR	1	7	5	7	6	5	7	4	2	2	2	2	1	1	1	1
Peterson, Rushing TDs (10)	5T	NR	NR	9T	NR	NR	6T	9T	6T	6T	7T	8	8T	9T	9T	9T	8T

### Where Vikings Ranked Offensively and Defensively (NFC)

	Week 1	2	3	4	5	6	7	8	9	10	11	12	13	14	15	16	17
Overall Offense	6	11	13	11	12	11	9	8	9	9	9	11	10	11	10	10	10
Rushing Offense	2	2	3	4	9	7	6	4	4	4	3	4	3	4	3	2	4
Passing Offense	11	13	15	12	13	10T	9	10	10	12	13	14	13	13	14	15	14
Points Scored	11	15	15	15	14	14	11	8	8	9	10	10	8	9	7	8	8
Overall Defense	9	10	3	3	5	4	5	5	7	3	7	6	5	4	5	3	4
Rushing Defense	12	3	2	2	1	1	1	1	1	1	1	1	1	1	1	1	1
Passing Defense	7	12	9	7	12	6	9	9	11	9	9	11	10	10	10	8	8
Points Allowed	11T	7	4	7	8	6	10	10	10	10	11	8	7T	7	8	7	7
Turnover Ratio	11T	7T	6T	10T	4T	7	12T	13T	11T	13T	13	9T	8T	9T	8T	11	12

### Where Vikings Ranked Offensively and Defensively (NFL)

	Week 1	2	3	4	5	6	7	8	9	10	11	12	13	14	15	16	17
Overall Offense	8	15	17	14	18	15	12	12	13	13	15	18	16	18	16	17	17
Rushing Offense	3	4	5	6	12	9	10	8	6	5	4	5	4	6	3	3	5
Passing Offense	20	24	24	19	20	17T	15	17	17	20	23	26	25	25	26	27	25
Points Scored	16	22T	23T	26	22	24	18	15	13T	14	16	17	13	14	11	12	12
Overall Defense	18T	20	7	6	9	7	8	8	11	6	10	9	8	7	8	6	6
Rushing Defense	21	7	3	3	3	4	3	2	2	3	2	2	2	2	1	1	1
Passing Defense	16	24	20	17	24	15	19	20	23	19	21	22	21	20	22	18	18
Points Allowed	22T	17	8	13	15	11	20	19	20	20	22	18	15T	14T	13	13	13
Turnover Ratio	22T	12T	10T	21T	7T	15T	25T	24T	21T	25T	26	20T	16T	19T	17T	24	24

NR-Not ranked in top 10



## VOICES OF THE VIKINGS

KFAN-AM radio mid-day personality Paul Allen enters his 8th season as the Vikings radio play-by-play voice in 2009. Joining him in the booth for the 3rd year is former Vikings linebacker and coach Pete Bercich, while former Vikings punter Greg Coleman is the sideline reporter.

KFAN-AM (1130) and KTLK (100.3 FM) serve as the flagship stations for the Minnesota Vikings Radio Network, which includes outlets in six states:

Minnesota:			Iowa:		
Market	Station	Freq.	Market	Station	Freq.
Twin Cities	KFAN-AM	1130	Cedar Rapids	KMJM-AM	1360
Twin Cities	KTLK-FM	100.3	Des Moines	KXNO-AM	1460
Aitkin	KKIN-FM	94.3	Mason City	KGLO-AM	1300
Alexandria	KIKV-FM	100.7	Sioux City	KMNS-AM	620
Austin	KNFX-AM	970	Spencer	KICD-AM	1240
Bemidji	KBUN-AM	1450			
Bemidji	KBHP-FM	101.1			
Benson	KSCR-FM	93.5			
Blue Earth	KBEW-FM	98.1			
Brainerd	KBLB-FM	93.3			
Crookston	KROX-AM	1260			
Dassel	KARP-FM	106.9			
Detroit Lakes	KDLM-AM	1340			
Detroit Lakes	KRCQ-FM	102.3			
Duluth	KQDS-FM	94.9			
Duluth	KQDS-AM	1490			
Ely	WELY-FM	94.5			
Ely	WELY-AM	1450			
Fergus Falls	KBRF-AM	1250			
Grand Rapids	KMFY-FM	96.9			
Hibbing	WMNT-AM	650			
Hutchinson	KARP-FM	106.9			
Intl. Falls	KSDM-FM	104.1			
Jackson	KRAQ-FM	105.7			
Mankato	KHRS-FM	105.9			
Mankato	KXLP-FM	94.1			
Mankato	KYSM-AM	1230			
Marshall	KARL-FM	105.1			
Morris	KKOK-FM	95.7			
New Ulm	KNUJ-FM	107.3			
Park Rapids	KPRM-AM	870			
Park Rapids	KDKK-FM	97.5			
Pine City	WCMP-FM	100.9			
Rochester	KRCH-FM	101.7			
Rochester	KWEB-AM	1270			
Roseau	KCAJ-FM	102.1			
St. Cloud	WJON-AM	1240			
Spring Grove	KQYB-FM	98.3			
Staples	KSKK-FM	94.7			
Thief River Falls	KTRF-AM	1230			
Wadena	KSKK-FM	94.7			
Wadena	KVKK-AM	1070			
Walker	KQKK-FM	101.9			
Walker	KAKK-AM	1570			
Waseca	KOWZ-AM	1170			
Winona	KWNO-AM	1230			

## ALLEN TEAMS WITH JDRF TO "SACK DIABETES"

Vikings DE **Jared Allen** launched a new initiative called "Sack Diabetes." This regular season, in each city where Allen played, he donated \$3,000 for every sack he recorded through his newly formed foundation to the local Juvenile Diabetes Research Foundation (JDRF) chapter. For every sack Jared recorded at the Metrodome, he made a \$3,000 donation to the Minnesota JDRF chapter. With 14.5 sacks in 2008, he gave \$43,500 to the JDRF (\$25,500 to Minnesota chapter).

Cities where Vikings played this season include:

Date	Team	JDRF Chapter/Branch
9/8.....	Green Bay.....	Northeast Wisconsin
9/28.....	Tennessee.....	Nashville Chapter
10/6.....	New Orleans.....	Louisiana
10/19.....	Chicago.....	Greater Illinois - \$6,000
11/16.....	Tampa Bay.....	Tampa Bay
11/23.....	Jacksonville.....	Jacksonville
12/7.....	Detroit.....	Greater Detroit - \$6,000
12/14.....	Arizona.....	Desert Southwest - \$6,000

## COMMUNITY CALENDAR

### ENTIRE VIKINGS 53-MAN ROSTER PARTICIPATES IN COMMUNITY OUTREACH IN 2008

For the second consecutive year, every player on the Vikings 53-man roster participated in the team's community outreach efforts in 2008. Throughout the offseason and regular season, the entire squad was involved in at least one community event, such as visiting a children's hospital, building a playground at an elementary school, recording a public service announcement or visiting those in need at local shelters.

The Vikings have a long-standing tradition of giving back to the local community and causes throughout the Upper Midwest. Since the Wilf family became owners in 2005, that commitment to civic leadership and investment has grown significantly. As a result of the team's consistent focus on philanthropy, many schools, hospital charities and civic groups have been impacted by player involvement, staff participation and family volunteerism.

"The tone for community service begins with the leadership of the Wilf ownership group and Coach Childress and their encouragement to get the team engaged," said Brad Madson, Executive Director of Community Relations/Youth Football. "Our players enjoy helping out the many wonderful causes in our community. They realize how truly blessed they are to be playing in the NFL and for the Minnesota Vikings, and they are extremely generous with their time away from the football field."



## VIKINGS ON THE AIR



Catch the Vikings every Saturday during the season from 6:00-7:00 p.m. on back-to-back FSN North shows - *Vikings GamePlan* and *Vikings Weekly*. *Vikings GamePlan* offers an in-depth look at the upcoming opponent. Hosted by Vikings' play-by-play announcer Paul Allen, the show lets fans watch and listen to Head Coach Brad Childress and assistant coaches discuss the week's matchup and the state of the 2008 Vikings.

*Vikings Weekly* is a 30-minute segment that gives fans an opportunity to see their favorite athletes off the field in a more personal setting. Players allow host Ann Carroll and crew to follow them outside of Winter Park to get a glimpse of their hobbies, their families, and other parts of their



# VIKINGS EXTRA POINTS



## QUICK HITS

**Franchise Founded:** January 28, 1960  
**First Head Coach:** Norm Van Brocklin  
**First Regular Season Game:** 9/17/61 - Vikings 37, Chicago Bears 13  
**First Playoff Game:** 12/22/68 - Vikings 14, Baltimore Colts 24  
**First Super Bowl:** Super Bowl IV (1/11/70) Vikings 7, Chiefs 23  
**Playoff Appearances/Games:** 25/43  
**Super Bowl Appearances:** 4 - Super Bowl IV, VIII, IX, and XI  
**All-Time Record (Reg. Season and Postseason):** 413-347-9  
**All-Time Home Record:** 240-138-4  
**All-Time Away Record:** 173-209-5  
**Home Stadiums:** Metropolitan Stadium (1961-1981) - 97-59-4  
 HHH Metrodome (1982-present) - 143-79-0  
**Stadium Info:** Hubert H. Humphrey Metrodome  
**Capacity:** 64,121  
**Address:** 500 11th Avenue S., Minneapolis, MN 55415  
**Playing Surface:** FieldTurf  
**Training Facilities:** Winter Park  
**Address:** 9520 Viking Drive, Eden Prairie, MN 55344  
**Training Camp:** Minnesota State University-Mankato  
**Address:** 700 Ellis Avenue, Mankato, MN 56002  
**Owner/Chairman:** Zygi Wilf  
**Owner/President:** Mark Wilf

## VIKINGS RELAUNCH WEB SITE

In an effort to provide fans with an improved online experience, the Minnesota Vikings re-launched the team's web site, [www.vikings.com](http://www.vikings.com), in July, becoming the 9th club to join a new web platform initiated by the National Football League.

The more structured site will make it easier for viewers to consume media of all types, including, but not limited to, videos and news. Fans will continue to be able to stream live video of Head Coach Brad Childress' press conferences and other important team functions. The streamlined [vikings.com](http://vikings.com) features a robust photo gallery function, a fan-friendly event calendar that highlights all team-related happenings in the community, as well as links to the Vikings Facebook and Twitter pages. The most noticeable improvement to the user experience, however, will be the overall speed of the site and the volume of exclusive Vikings content.

"We're excited to offer our fans a better online experience through the re-launch of [vikings.com](http://vikings.com)," said Vice President of Sales and Marketing/Chief Marketing Officer Steve LaCroix. "The multiple enhancements in tools and video along with the increased speed of the site align with our continued efforts to be the fans' 'source for everything purple.'"

The Vikings join 8 other clubs that have re-launched team sites in conjunction with the NFL web platform. Eventually all 32 teams will make the move that is designed to provide opportunities to utilize technology that would otherwise be cost-prohibitive. Sharing these efficiencies will lead to better web site experiences for fans throughout the NFL while still allowing each team to continue having its own identity.

"We are thrilled to have the Vikings on the new platform," said George Scott, General Manager of Club Sites for the NFL's Digital Media Group. "The new [vikings.com](http://vikings.com) features a streamlined layout and design that gives fans quick access to all of the latest featured content."



## VIKINGS YEAR-BY-YEAR

Year	Preseason	Regular Season	Playoffs
1961	0-5-0	3-11-0	0-0-0
1962	2-3-0	2-11-1	0-0-0
1963	4-1-0	5-8-1	0-0-0
1964	5-0-0	8-5-1	0-0-0
1965	5-0-0	7-7-0	0-0-0
1966	3-1-1	4-9-1	0-0-0
1967	2-3-0	3-8-3	0-0-0
1968	3-2-0	8-6-0	0-1-0
1969	5-1-0	12-2-0	2-1-0 (SB loss)
1970	4-2-0	12-2-0	0-1-0
1971	4-2-0	11-3-0	0-1-0
1972	3-2-0	7-7-0	0-0-0
1973	5-0-0	12-2-0	2-1-0 (SB loss)
1974	3-2-0	10-4-0	2-1-0 (SB loss)
1975	2-3-1	12-2-0	0-1-0
1976	3-3-0	11-2-1	2-1-0 (SB loss)
1977	4-2-0	9-5-0	1-1-0
1978	2-2-0	8-7-1	0-1-0
1979	0-4-0	7-9-0	0-0-0
1980	3-1-0	9-7-0	0-1-0
1981	1-3-0	7-9-0	0-0-0
1982	3-2-0	5-4-0	1-1-0
1983	3-1-0	8-8-0	0-0-0
1984	1-3-0	3-13-0	0-0-0
1985	3-1-0	7-9-0	0-0-0
1986	3-1-0	9-7-0	0-0-0
1987	2-2-0	8-7-0	2-1-0
1988	3-1-0	11-5-0	1-1-0
1989	3-1-0	10-6-0	0-1-0
1990	3-1-0	6-10-0	0-0-0
1991	2-2-0	8-8-0	0-0-0
1992	4-0-0	11-5-0	0-1-0
1993	4-1-0	9-7-0	0-1-0
1994	3-2-0	10-6-0	0-1-0
1995	2-2-0	8-8-0	0-0-0
1996	1-3-0	9-7-0	0-1-0
1997	3-2-0	9-7-0	1-1-0
1998	4-0-0	15-1-0	1-1-0
1999	2-2-0	10-6-0	1-1-0
2000	1-3-0	11-5-0	1-1-0
2001	4-0-0	5-11-0	0-0-0
2002	2-2-0	6-10-0	0-0-0
2003	1-3-0	9-7-0	0-0-0
2004	2-2-0	8-8-0	1-1-0
2005	3-1-0	9-7-0	0-0-0
2006	2-1-1	6-10-0	0-0-0
2007	2-2-0	8-8-0	0-0-0
2008	1-3-0	10-6-0	0-1-0
2009	3-0-0	-	-
<b>Totals</b>	<b>133-86-3 (.606)</b>	<b>395-322-9 (.550)</b>	<b>18-25-0 (.429)</b>



## VIKINGS ALL-TIME COACHES

Years	Head Coach	Total Games	Regular Season (%)	Playoffs (%)	Overall (%)
1961-66	Norm Van Brocklin	84	29-51-4 (.369)	0-0-0 (.000)	29-51-4 (.369)
1967-83, 1985	Bud Grant	281	158-96-5 (.618)	10-12-0 (.454)	168-108-5 (.607)
1984	Les Steckel	16	3-13-0 (.188)	0-0-0 (.000)	3-13-0 (.188)
1986-91	Jerry Burns	101	52-43-0 (.547)	3-3-0 (.500)	55-46-0 (.544)
1992-2001	Dennis Green	171	97-62-0 (.610)	4-8-0 (.250)	101-70-0 (.591)
2002-05	Mike Tice	67	32-33-0 (.492)	1-1-0 (.500)	33-34-0 (.493)
2006-09	Brad Childress	49	24-24-0 (.500)	0-1-0 (.000)	24-25-0 (.490)

# MEDIA INFORMATION



## VIKINGS PR STAFF

### Bob Hagan, Director of Public Relations

952-828-6505 [haganb@vikings.nfl.net](mailto:haganb@vikings.nfl.net)

### Tom West, Assistant Director of Public Relations

952-828-6552 [westt@vikings.nfl.net](mailto:westt@vikings.nfl.net)

### Jeff Anderson, Assistant Director of Public Affairs

952-828-6570 [andersonj@vikings.nfl.net](mailto:andersonj@vikings.nfl.net)

### Evan Koch, Public Relations Assistant

952-828-6511 [koche@vikings.nfl.net](mailto:koche@vikings.nfl.net)

### Tom Halkin, Public Relations Intern

952-918-8383 [halkint@vikings.nfl.net](mailto:halkint@vikings.nfl.net)

### Jon Ekstrom, Public Relations Intern

952-918-8382 [ekstromj@vikings.nfl.net](mailto:ekstromj@vikings.nfl.net)

## CREDENTIAL REQUESTS

Credential requests are honored for accredited media on specific assignments and must be made through the Vikings' PR department. Credentials will not be issued to writers or photographers working on a free-lance basis unless the request is made by a recognized publication or news entity. Season-long credentials are issued in July; game-by-game credentials must be requested at least one week prior to each home game.

## WEEKLY MEDIA SCHEDULE

The typical Vikings weekly media schedule during the season is below:

### Monday

12:35 p.m. - Childress Press Conference

1:00 - 1:45 p.m. - Open Locker Room

### Tuesday

Players Day Off - No Media Access

### Wednesday

11:35 a.m. - Childress/Favre Available

11:45 a.m. - 12:30 p.m. - Open Locker Room

1:30 - 3:30 p.m. - Practice\*

### Thursday

11:35 a.m. - Bevell/Frazier/Murphy/Peterson Available

11:45 a.m. - 12:30 p.m. - Open Locker Room

1:30 - 3:30 p.m. - Practice\*

### Friday

11:45 a.m. - 12:50 p.m. - Practice\*

12:50 p.m. - Childress Press Conference

12:50 p.m. - 1:35 p.m. - Open Locker Room

### Saturday

No Media Access

### Sunday

Post-Game - Childress Press Conference

Post-Game - Open Locker Room

\* Practice is open to media through individual drills

## COACH CHILDRESS PRESS CONFERENCES

Head Coach **Brad Childress** will be available in the fieldhouse or on the outdoor practice field on Mondays, Wednesdays and Fridays during the regular season.

## COORDINATOR AVAILABILITY

Offensive Coordinator **Darrell Bevell**, Defensive Coordinator **Leslie Frazier**, and Special Teams Coordinator **Brian Murphy** will be available every Thursday during the regular season. All other interview requests for coordinators should be directed to a member of the PR staff.

## ASSISTANT COACH AVAILABILITY

All position coach interviews must be scheduled through the PR department a day in advance and cleared by Head Coach **Brad Childress**. Position coaches are available for questions on specific players and the position group but coordinators will always serve as the primary spokesmen in their areas.

## METRODOME GAME DAY INFO

\* The media will call window/media check-in is located at Gate D. A security representative will check bags before allowing entrance into the stadium.

### Main Press Box

\* The main press box is located in sections 108-109. Upon entering the concourse, take a right. Seating charts are located in the press box and wireless internet is available.

\* A pregame meal will be served in the press box and a halftime meal will be served in the Vikings Lounge directly across the concourse through the glass doors. Meal tickets for halftime will be distributed near the end of the 2nd quarter.

\* Vikings PR representatives **Bob Hagan** and **Tom West** are located in seats 87 and 88. Visiting team PR representatives are located in seats 55-57. For field access, follow the stairs at the back of the press box all the way down to field level.

### Auxiliary Press Box

\* The auxiliary press box is located in sections 123-125. Upon entering the concourse, take a left. Seating charts are located in the press box.

\* Pregame and halftime meals will be served in the press box.

\* Vikings PR representatives **Jeff Anderson** or **Evan Koch** is located in seat 58.

\* For field access, follow the stairs at the back of the press box all the way down to field level.

### Photographers' Workroom

\* The photographers' workroom is located on the field directly behind the south goal post (closest to the photo check-in tunnel). Upon entering the concourse, take a right and go to the elevator directly across from the main press box and take it to field level or continue through the concourse to the overhead sign that reads "Field Access" and follow the stairwell down.

### TV Camera Holding Area

\* The video waiting area for TV camera operators is located in the back of the field entrance tunnel behind the check-in table. Follow the same procedures as photographers to get to the field.

## VIKINGS ON THE WEB

The Minnesota Vikings official website, which can be viewed at <http://www.vikings.com>, provides Vikings fans with everything they need to follow their favorite team. Vikings.com is one of the league's most trafficked sites and is the only place on the web that provides complete video and audio of all Vikings press conferences. Additionally, the website provides unique and exclusive written and video content that can only be found on Vikings.com.

Vikings media members can find stats, press releases, weekly game releases and updated rosters under the press tab.





## **MONDAY, SEPTEMBER 1, 2009** **Vikings Head Coach Brad Childress**



### **On the Houston game...**

We came out of it pretty good. It's always good to get a win. Offensively we did a nice job taking care of the football. Some take-a-ways and some give-a-ways. It's a quick turnaround for us going to Dallas on Friday night. We're working on some roster changes here tomorrow. We've got some things to work on, so when we get on a regular schedule we're going to work on them.

### **On QB Brett Favre's play...**

He did some good things. He would be the first to tell you he missed a couple reads.

### **On Favre's health...**

He is fine by my knowledge.

### **On Favre's block...**

I didn't see it, and I haven't spent a lot of time on block the past 10 days. I'm sure he was just blocking for a teammate, but I'm not sure on that one.

### **On the Vikings Wildcat...**

We don't call it the Wildcat, it's something different.

### **On RB Adrian Peterson's 75-yard TD run...**

You can't set up much better than that when you can go that far on a first play. He's explosive, we cover people up, and that's all the way down the line; fullbacks, tight ends, backside, wide receivers. He's the kind of player that gets after it. He had a very good camp. We're going to try to carry this stamina with us.

### **On why he decided to play Favre in the third quarter...**

We were playing a series in the third quarter, and the series had 12 plays. Unfortunately when we do a 12-play drive we go 50, 60, or 70 yards. We did 12 plays and got 12 yards. We're not going to take him out, but he got a little left handed there and we got QB Tavaris Jackson to finish the quarter. We put QB Sage Rosenfels in some. You know, best laid plans.

### **On if he is going to rest QB Brett Favre on Friday...**

We need a chance at least to look at the tape. See where we need to improve. We only have one good practice day on Wednesday of this week, since we're not getting back until about 3 in the morning so we'll talk about it tomorrow.

### **On WR Bernard Berrian's health...**

He's getting better, better, and better and we hope that we can start practicing him this week.

### **On offensive penalties...**

We have various penalties all over the field. I wouldn't say they were all generated from the same place.

### **On the Vikings execution of their version of the Wildcat...**

There were a lot of people paying attention to WR Percy Harvin. You've got to decide whether you want to throw it to RB Adrian Peterson or to Percy and potentially three other sets of hands. It's all about what you want.

# VIKINGS 2009 PRESEASON STATISTICS

WON 3				
8/14	W	13-3	at Indianapolis	65,484
8/16	W	17-13	Kansas City	62,782 (SO)
8/23	W	17-10	at Houston	70,191
8/28			Dallas	

	Minn.	Opp.
Total First Downs.....	54	45
Rushing.....	22	13
Passing.....	28	28
Penalty.....	4	4
3rd Down: Made/Att.....	17/42	14/37
3rd Down: Pct.....	40.5	37.8
4th Down: Made/Att.....	2/3	2/4
4th Down: Pct.....	66.7	50.0
Possession Avg.....	32:11	27:49
Total Net Yards.....	1063	708
Avg. Per Game.....	354.3	236.0
Total Plays.....	187	170
Avg. Per Play.....	5.7	4.2
Net Yards Rushing.....	471	244
Avg. Per Game.....	157.0	81.3
Total Rushes.....	98	70
Net Yards Passing.....	592	464
Avg. Per Game.....	197.3	154.7
Sacked/Yards Lost.....	4/18	10/52
Gross Yards Passing.....	610	516
Att./Completions.....	85/57	90/55
Completion Pct.....	67.1	61.1
Had Intercepted.....	0	3
Punts/Average.....	15/41.6	16/48.3
Net Punting Avg.....	38.5	39.9
Penalties/Yards.....	36/251	16/100
Fumbles/Ball Lost.....	1/0	5/2
Touchdowns.....	5	2
Rushing.....	2	1
Passing.....	3	1
Returns.....	0	0

Score by Periods	1	2	3	4	OT	T
VIKINGS.....	14	23	7	3	0	47
Opponents.....	3	20	3	0	0	26

Scoring	Ru	Re	Rt	1 pt.	2 pt.	FG	S	T
Longwell.....	0	0	0	4/4	-	3/3	-	13
Taylor.....	1	1	0	-	-	-	-	12
Peterson.....	1	0	0	-	-	-	-	6
Reynaud.....	0	1	0	-	-	-	-	6
Shiancoe.....	0	1	0	-	-	-	-	6
Mehlhaff.....	0	0	0	1/1	0/0	1/3	-	4
VIKINGS.....	2	3	0	5/5	-	4/6	-	47
Opponents.....	1	1	0	2/2	-	4/5	-	26

Field Goals	1-19	20-29	30-39	40-49	50+
Longwell.....	0/0	0/0	3/3	0/0	0/0
Mehlhaff.....	0/0	1/1	0/0	0/1	0/1
VIKINGS.....	0/0	1/1	3/3	0/1	0/1
Opponents.....	0/0	0/0	2/2	2/2	0/1

Vikings: (35G, 36G, 51NG) (40NG, 29G)(36G)  
Opponents: (42G, 54NG) (32G, 37G)(46G)

Rushing	Att.	Yds	Avg	Long	TD
Peterson.....	25	181	7.2	75t	1
Young.....	21	86	4.1	11	0
I.Johnson.....	16	56	3.5	16	0
Taylor.....	15	70	4.7	15	1
Smith.....	7	45	6.4	22	0
Jackson.....	4	5	1.3	5	0
Rosenfels.....	4	-1	0.3	5	0
Bell.....	3	14	4.7	7	0
Harvin.....	2	6	3.0	4	0
Reynaud.....	1	9	9.0	9	0
VIKINGS.....	98	471	4.8	75t	2
Opponents.....	70	244	3.5	38	1

Receiving	No.	Yds	Avg	Long	TD
Shiancoe.....	8	127	15.9	29	1
Reynaud.....	6	110	18.3	64t	1
Rice.....	6	56	9.3	21	0
Young.....	6	32	5.3	9	0
Taylor.....	5	70	14.0	28t	1
Harvin.....	5	40	8.0	13	0
I. Johnson.....	3	33	11.0	15	0
Mills.....	2	33	16.5	19	0
Wade.....	2	21	10.5	15	0
Nordin.....	2	18	9.0	14	0
Moore.....	2	15	7.5	8	0
Dugan.....	2	14	7.0	10	0
Tahi.....	2	11	5.5	7	0
Peterson.....	2	8	4.0	8	0
B.Williams.....	2	8	4.0	4	0
J.Johnson.....	1	7	7.0	7	0
A.Smith.....	1	7	7.0	7	0
VIKINGS.....	57	610	10.7	64t	3
Opponents.....	55	516	9.4	46	1

Interceptions	No.	Yds	Avg	Long	TD
Leber.....	1	0	0.0	0	0
Roberson.....	1	0	0.0	0	0
M.Williams.....	1	0	0.0	0	0
VIKINGS.....	3	0	0.0	0	0
Opponents.....	0	0	0	0	0

Opp. Fum. Rec	No.	Yds	Avg	Long	TD
VIKINGS.....	2	1	0.5	1	0
Opponents.....	0	0	0.0	0	0

Punting	No.	Yds	Avg	Net	TB	In20	Lg	B
Kluwe.....	15	624	41.6	38.5	1	8	58	0
VIKINGS.....	15	624	41.6	38.5	1	8	58	0
Opponents.....	16	772	48.3	39.9	2	3	63	0

Punt Returns	No.	FC	Yds	Avg	Long	TD
J. Johnson.....	11	2	93	8.5	18	0
G.Holt.....	1	0	0	0.0	0	0
VIKINGS.....	12	2	93	7.8	18	0
Opponents.....	5	5	26	5.2	14	0

Kickoff Returns	No.	Yds	Avg	Long	TD
Harvin.....	4	105	26.3	28	0
Reynaud.....	2	43	21.5	26	0
J.Johnson.....	1	26	26.0	26	0
VIKINGS.....	7	174	24.9	28	0
Opponents.....	11	218	19.8	26	0

Passing	Att.	Cmp.	Yards	Pct.	Yd/Att	TD	TD%	Int.	Int%	Lg	Sack/Lost	Rating
Jackson.....	32	21	263	65.6	8.22	2	6.3	0	0.0	64t	1/0	111.8
Favre.....	22	14	146	63.6	6.64	1	4.5	0	0.0	28t	2/12	97.9
Rosenfels.....	16	12	117	75.0	7.31	0	0.0	0	0.0	19	1/6	95.1
Booty.....	15	10	84	66.7	5.60	0	0.0	0	0.0	24	0/0	81.0
VIKINGS.....	85	57	610	67.1	7.18	3	3.5	0	0.0	64t	4/18	99.6
Opponents.....	90	55	516	61.1	5.73	1	1.1	3	3.3	46	10/52	66.7

## VIKINGS 2009 PRESEASON DEFENSIVE STATISTICS

NAME	SOLO	ASST.	TOTAL	SACKS	INT	PD	TFL	FF	FR	QB HURR.
Henderson, Erin	8	1	9	0.0	0	0	1	0	0	1
Brinkley, Jasper	7	2	9	0.0	0	2	0	0	0	0
Greenway, Chad	7	2	9	0.0	0	0	0	0	0	0
Allen, Jared	6	2	8	2.0	0	0	1	0	0	2
Paymah, Karl	7	0	7	0.0	0	0	0	0	0	0
Onatolu, Kenny	6	1	7	0.0	0	0	0	0	0	0
Edwards, Ray	5	2	7	1.0	0	0	2	0	0	2
Burnett, Martail	5	1	6	1.0	0	0	1	1	1	1
Henderson, E.J.	5	1	6	0.0	0	0	0	0	1	0
Leber, Ben	4	2	6	0.0	1	1	0	0	0	0
Allen, Asher	4	2	6	0.0	0	0	0	0	0	0
Winfield, Antoine	4	2	6	0.0	0	0	0	0	0	0
Williams, Madiou	5	0	5	0.0	1	1	0	0	0	0
Abdullah, Husain	5	0	5	0.0	0	0	0	0	0	1
Grigsby, Otis	3	2	5	1.0	0	0	1	0	0	1
Herron, David	4	0	4	0.0	0	0	1	0	0	0
Evans, Fred	3	1	4	2.0	0	0	2	0	0	2
Sapp, Benny	3	1	4	1.0	0	0	0	1	0	0
Holmes, Antoine	3	1	4	1.0	0	0	2	0	0	1
Guion, Letroy	3	1	4	0.0	0	0	0	0	0	0
Walker, Marcus	3	1	4	0.0	0	0	0	0	0	0
Mitchell, Jayme	3	0	3	1.0	0	1	0	0	0	2
Roberson, Derrick	3	0	3	0.0	0	0	0	0	0	0
Farwell, Heath	2	1	3	0.0	0	0	0	0	0	0
Robison, Brian	2	1	3	0.0	0	0	0	0	0	0
Johnson, Tyrell	2	1	3	0.0	0	0	0	0	0	0
Sanford, Jamarca	2	1	3	0.0	0	0	0	0	0	0
Kennedy, Jimmy	1	2	3	0.0	0	0	0	0	0	0
Robison, Brian	2	0	2	0.0	0	1	0	0	0	0
Hall, De'von	2	0	2	0.0	0	0	0	0	0	0
McCauley, Marcus	1	1	2	0.0	0	2	0	0	0	0
Anderson, Colt	1	1	2	0.0	0	0	0	0	0	0
Williams, Kevin	1	1	2	0.0	0	0	0	0	0	0
Griffin, Cedric	1	0	1	0.0	0	0	0	0	0	0
Francois, Robert	1	0	1	0.0	0	0	0	0	0	0
Frampton, Eric	0	0	0	0.0	1	1	0	0	0	0
<b>TOTALS</b>	<b>124</b>	<b>34</b>	<b>158</b>	<b>10.0</b>	<b>3</b>	<b>9</b>	<b>11</b>	<b>2</b>	<b>2</b>	<b>13</b>

### SPECIAL TEAMS

NAME	SOLO	ASST.	TOTAL	FF/FR	BK
Onatolu, Kenny	1	4	5	0/0	0
Brinkley, Jasper	1	3	4	0/0	0
Frampton, Eric	3	0	3	0/0	0
Paymah, Karl	2	0	2	0/0	0
Farwell, Heath	1	1	2	0/0	0
Herron, David	0	2	2	0/0	0
Allen, Asher	1	0	1	0/0	0
Abdullah, Husain	1	0	1	0/0	0
Young, Albert	1	0	1	0/0	0
Anderson, Colt	0	1	1	0/0	0
Holt, Glenn	1	0	1	1/0	0
Johnson, Jaymar	0	0	0	0/1	0
<b>Totals</b>	<b>12</b>	<b>11</b>	<b>23</b>	<b>1/1</b>	<b>0</b>

### SACKS

NAME	SACKS
Fred Evans	2.0
Jared Allen	2.0
Antoine Holmes	1.0
Martail Burnett	1.0
Ray Edwards	1.0
Otis Grigsby	1.0
Jayme Mitchell	1.0
Benny Sapp	1.0
<b>Totals</b>	<b>10.0</b>

### TACKLES FOR LOSS

NAME	TFL
Ray Edwards	2.0
Fred Evans	2.0
Antoine Holmes	2.0
David Herron	1.0
Martail Burnett	1.0
Erin Henderson	1.0
Jared Allen	1.0
Otis Grigsby	1.0
<b>Totals</b>	<b>11.0</b>

### INTERCEPTIONS

Name	No.-Yds
Derrick Roberson	1-0
Ben Leber	1-0
Madiou Williams	1-0
<b>Totals</b>	<b>3-0</b>

### PASSES DEFENSED

NAME	PD
Jasper Brinkley	2
Marcus McCauley	2
Jayme Mitchell	1
Brian Robison	1
Ben Leber	1
Madiou Williams	1
Eric Frampton	1
<b>Totals</b>	<b>9</b>

### QB HURRIES

NAME	QBH
Fred Evans	2.0
Jayme Mitchell	2.0
Jared Allen	2.0
Ray Edwards	2.0
Antoine Holmes	1.0
Martail Burnett	1.0
Husain Abdullah	1.0
Erin Henderson	1.0
Otis Grigsby	1.0
<b>Totals</b>	<b>13.0</b>

# VIKINGS 2008 REGULAR SEASON STATISTICS

## WON 10, LOST 6

9/8	L	24-19	at Green Bay	71,004 (SO)
9/14	L	18-15	Indianapolis	63,585 (SO)
9/21	W	20-10	Carolina	62,628 (SO)
9/28	L	30-17	at Tennessee	69,143 (SO)
10/6	W	30-27	at New Orleans	70,015 (SO)
10/12	W	12-10	Detroit	62,867 (SO)
10/19	L	41-48	at Chicago	62,235 (SO)
11/2	W	28-21	Houston	62,839 (SO)
11/9	W	28-27	Green Bay	63,845 (SO)
11/16	L	13-19	at Tampa Bay	65,278 (SO)
11/23	W	30-12	at Jacksonville	65,064 (SO)
11/30	W	34-14	Chicago	63,722 (SO)
12/7	W	20-16	at Detroit	50,444
12/14	W	35-14	at Arizona	64,457 (SO)
12/21	L	17-24	Atlanta	62,889 (SO)
12/28	W	20-19	New York	63,761 (SO)

	Minn.	Opp.
Total First Downs	292	255
Rushing	119	72
Passing	150	163
Penalty	23	20
3rd Down: Made/Att	86/218	68/203
3rd Down Pct.	39.4%	33.5%
4th Down: Made/Att	9/18	5/13
4th Down Pct.	50.0%	38.5%
Possession Avg.	31:19	28:41
Total Net Yards	5294	4679
Avg. Per Game	330.9	292.4
Total Plays	1014	946
Avg. Per Play	5.2	4.9
Net Yards Rushing	2338	1230
Avg. Per Game	146.1	76.9
Total Rushes	519	371
Net Yards Passing	2956	3449
Avg. Per Game	184.8	215.6
Sacked/Yards Lost	43/261	45/304
Gross Yards	3217	3753
Attempts/Completions	452/267	530/324
Completion Pct.	59.1%	61.1%
Had Intercepted	17	12
Punts/Average	74/46.9	80/43.5
Net Punting Avg.	35.0	39.1
Penalties/Yards	90/692	109/1002
Fumbles/Ball Lost	31/14	34/13
Touchdowns	41	36
Rushing	15	10
Passing	22	15
Returns	4	11

Score by Periods	1	2	3	4	OT	T
VIKINGS	94	114	61	110	0	379
Opponents	78	74	115	66	0	333

Scoring	Ru	Re	Rt	1 pt.	2 pt.	FG	S	T
Longwell	0	0	0	40/40	-	29/34	-	127
Peterson	10	0	0	-	-	-	-	60
Berrian	0	7	1	-	-	-	-	48
Shiancoe	0	7	0	-	-	-	-	42
Taylor	4	2	0	-	-	-	-	36
Rice	0	4	0	-	-	-	-	24
Wade	0	2	0	-	-	-	-	12
Winfield	0	0	2	-	-	-	-	12
Frerotte	1	0	0	-	-	-	-	6
Harris	0	0	1	-	-	-	-	6
Allen	0	0	0	-	-	-	2	4
<b>VIKINGS</b>	<b>15</b>	<b>22</b>	<b>4</b>	<b>40/40</b>	<b>0/1</b>	<b>29/34</b>	<b>3</b>	<b>379</b>
<b>Opponents</b>	<b>10</b>	<b>15</b>	<b>11</b>	<b>35/35</b>	<b>1/1</b>	<b>26/36</b>	<b>1</b>	<b>333</b>

**SACKS:** Allen, 14.5, K. Williams 8.5, Greenway 5.5, Edwards 5.0, Robison 2.5, Wyms, 2.5, Winfield 2.0, Leber 1.5, Harris 1.0, E.J. Henderson 1.0, P. Williams 1.0.  
**TEAM 45.0, OPPONENTS 43.0.**

**FUM/LOST:** Peterson 9/4, Jackson 5/3, Frerotte 4/1, Taylor 2/2, Allison 2/0, Wade 2/0, Gordon 1/1, M. Hicks 1/1, Berrian 1/1, Birk 1/0, Kluwe 1/0, Leber 1/0, Tahi 1/1.

Field Goals	1-19	20-29	30-39	40-49	50+
Longwell	0/0	10/10	7/9	6/9	6/6
<b>VIKINGS</b>	<b>0/0</b>	<b>10/10</b>	<b>7/9</b>	<b>6/9</b>	<b>6/6</b>
<b>Opponents</b>	<b>0/0</b>	<b>10/10</b>	<b>5/8</b>	<b>9/15</b>	<b>2/3</b>

**Vikings: (37, 27) (45, 27, 53, 46, 28, 48N) (28, 32) (42, 48RU) (53, 33, 30) (38B, 26) (42, 23) (54, 47WR) (43, 37) (54, 32, 22) (23, 27) (35, 50) (34B) (29) (48, 50)**  
 **Opponents: (42, 33B) (30N, 47) (43) (20, 32, 49) (46B, 35, 53, 46WL) (40) (26, 42B, 48), (47, 40, 52WR) (39, 26, 29, 26, 46WR) (21, 46WL, 38 WL) (25, 23, 39) (-) (22) (51, 30, 42, 20, 48WR)**

RUSHING	Att.	Yds	Avg	Long	TD
Peterson	363	1760	4.8	67t	10
Taylor	101	399	4.0	21t	4
Jackson	26	145	5.6	29	0
Berrian	4	26	6.5	14	0
Frerotte	19	7	0.4	5	1
Dugan	4	7	1.8	2	0
Allison	1	1	1.0	1	0
Kluwe	1	-7	-7.0	-7	0
<b>VIKINGS</b>	<b>519</b>	<b>2338</b>	<b>4.5</b>	<b>67t</b>	<b>15</b>
<b>Opponents</b>	<b>371</b>	<b>1230</b>	<b>3.3</b>	<b>57</b>	<b>10</b>

RECEIVING	No.	Yds	Avg	Long	TD
Wade	53	645	12.2	59t	2
Berrian	48	964	20.1	99t	7
Taylor	45	399	8.9	47t	2
Shiancoe	42	596	14.2	40	7
Peterson	21	125	6.0	16	0
Tahi	16	37	2.3	7	0
Rice	15	141	9.4	23t	4
Allison	10	109	10.9	21	0
Kleinsasser	6	92	15.3	34	0
Mills	5	65	13.0	23	0
Ferguson	3	25	8.3	9	0
Dugan	2	12	6.0	9	0
Tapeh	1	7	7.0	7	0
<b>VIKINGS</b>	<b>267</b>	<b>3217</b>	<b>12.0</b>	<b>99t</b>	<b>22</b>
<b>Opponents</b>	<b>324</b>	<b>3753</b>	<b>11.6</b>	<b>75</b>	<b>15</b>

INTERCEPTIONS	No.	Yds	Avg	Long	TD
Leber	2	29	14.5	28	0
Sapp	2	13	6.5	14	0
Winfield	2	5	2.5	4	0
M. Williams	2	-1	-0.5	0	0
Sharper	1	12	12.0	12	0
Gordon	1	0	0.0	0	0
Johnson	1	0	0.0	0	0
Griffin	1	-2	-2.0	-2	0
<b>VIKINGS</b>	<b>12</b>	<b>56</b>	<b>4.7</b>	<b>28</b>	<b>0</b>
<b>Opponents</b>	<b>17</b>	<b>329</b>	<b>19.4</b>	<b>59t</b>	<b>2</b>

OPP. FUMBLE RECOVERIES	No.	Yds	Avg	Long	TD
Leber	4	10	2.5	10	0
Winfield	2	28	14.0	19t	1
Sharper	2	20	10.0	20	0
Harris	1	27	27.0	27t	1
Johnson	1	7	7.0	7	0
E.J. Henderson	1	0	0.0	0	0
Thomas	1	0	0.0	0	0
P. Williams	1	0	0.0	0	0
<b>VIKINGS</b>	<b>13</b>	<b>92</b>	<b>7.1</b>	<b>27t</b>	<b>2</b>
<b>Opponents</b>	<b>10</b>	<b>10</b>	<b>1.0</b>	<b>4</b>	<b>1</b>

PUNTING	No.	Yds	Avg	Net	TB	In20	Lg	B
Kluwe	73	3473	47.6	35.0	13	23	62	1
<b>VIKINGS</b>	<b>73</b>	<b>3473</b>	<b>46.9</b>	<b>35.0</b>	<b>13</b>	<b>23</b>	<b>62</b>	<b>1</b>
<b>Opponents</b>	<b>80</b>	<b>3481</b>	<b>43.5</b>	<b>39.1</b>	<b>4</b>	<b>29</b>	<b>66</b>	<b>0</b>

PUNT RETURNS	No.	FC	Yds	Avg	Long	TD
Berrian	7	5	114	16.3	82t	1
Gordon	15	11	66	4.4	20	0
Allison	9	4	58	6.4	27	0
Wade	3	3	35	11.7	20	0
<b>VIKINGS</b>	<b>34</b>	<b>23</b>	<b>273</b>	<b>8.0</b>	<b>82t</b>	<b>1</b>
<b>Opponents</b>	<b>42</b>	<b>8</b>	<b>624</b>	<b>14.9</b>	<b>76t</b>	<b>4</b>

KICKOFF RETURNS	No.	Yds	Avg	Long	TD
M. Hicks	29	690	23.8	38	0
Taylor	10	234	23.4	37	0
Reynaud	8	201	25.1	49	0
Allison	6	100	16.7	22	0
Gordon	2	61	30.5	42	0
Kleinsasser	3	36	12.0	14	0
Tahi	2	31	15.5	20	0
Peterson	1	16	16.0	16	0
<b>VIKINGS</b>	<b>61</b>	<b>1369</b>	<b>22.4</b>	<b>49</b>	<b>0</b>
<b>Opponents</b>	<b>78</b>	<b>1830</b>	<b>23.5</b>	<b>58</b>	<b>0</b>

PASSING	Att.	Cmp.	Yards	Pct.	Yd/Att	TD	TD%	Int.	Int%	Lg	Sk/Lst	Rating
Frerotte	301	178	2157	59.1	7.17	12	4.0	15	5.0	99t	29/164	73.7
Jackson	149	88	1056	59.1	7.09	9	6.0	2	1.3	59t	14/97	95.4
Taylor	1	1	4	100.0	4.00	1	100.0	0	0.0	4t	0/0	122.9
Rice	1	0	0	0.0	0.0	0	0.0	0	0.0	0	0/0	39.6
<b>VIKINGS</b>	<b>452</b>	<b>267</b>	<b>3217</b>	<b>59.1</b>	<b>7.12</b>	<b>22</b>	<b>4.9</b>	<b>17</b>	<b>3.8</b>	<b>99t</b>	<b>43/261</b>	<b>81.5</b>
<b>Opponents</b>	<b>530</b>	<b>324</b>	<b>3753</b>	<b>61.1</b>	<b>7.08</b>	<b>15</b>	<b>2.8</b>	<b>12</b>	<b>2.3</b>	<b>75</b>	<b>45/304</b>	<b>82.5</b>

# 2008 REGULAR SEASON DEFENSIVE STATISTICS

## TACKLES

NAME	UA	A	T	SK	INT	PD	TFL	FF	FR	H
Greenway, Chad.....	103	47	150	5.5	0	8	8	3	0	11
Griffin, Cedric.....	77	23	100	0.0	1	13	3	3	0	0
Winfield, Antoine.....	74	22	96	2.0	2	14	9	4	2	2
Leber, Ben.....	60	28	88	1.5	2	12	1	1	4	11
Williams, Kevin.....	62	22	84	8.5	0	5	7	1	0	52
Sharper, Darren.....	59	19	78	0.0	1	5	1	1	2	0
Allen, Jared.....	59	16	75	14.5	0	3	9	3	0	52
Edwards, Ray.....	51	12	63	5.0	0	5	10	1	0	42
Williams, Pat.....	37	24	61	1.0	0	3	4	0	1	5
Williams, Madieu.....	34	11	45	0.0	2	3	0	0	0	1
Harris, Napoleon.....	25	14	39	1.0	0	0	2	0	1	2
Henderson, E.J.....	31	8	39	1.0	0	2	3	1	1	2
Johnson, Tyrell.....	19	10	29	0.0	1	4	0	0	1	1
Sapp, Benny.....	12	10	22	0.0	2	4	0	0	0	0
Robison, Brian.....	12	8	20	2.5	0	1	3	1	0	19
Evans, Fred.....	8	9	17	0.0	0	0	1	0	0	16
Gordon, Charles.....	14	2	16	0.0	1	3	2	1	0	1
Herron, David.....	5	3	8	0.0	0	0	0	0	0	1
Wyms, Ellis.....	4	2	6	2.5	0	1	0	1	0	7
Kennedy, Jimmy.....	2	2	4	0.0	0	0	0	0	0	0
McCaughey, Marcus.....	3	1	4	0.0	0	0	0	0	0	0
Ciurciu, Vinny.....	3	0	3	0.0	0	0	0	0	0	0
Henderson, Erin.....	3	0	3	0.0	0	0	0	0	0	0
Grigsby, Otis.....	1	1	2	0.0	0	0	0	0	0	3
<b>MISCELLANEOUS.....</b>										
Shiancoe, Visanthe.....	4	0	4							
Peterson, Adrian.....	4	0	4							
Birk, Matt.....	3	0	3							
Taylor, Chester.....	2	0	2							
Frerotte, Gus.....	2	0	2							
Berrian, Bernard.....	2	0	2							
Kleinsasser, Jim.....	1	0	1							
Allison, Aundrae.....	1	0	1							
Cook, Ryan.....	1	0	1							
Hutchinson, Steve.....	1	0	1							
<b>TOTALS</b>	<b>779</b>	<b>294</b>	<b>1073</b>	<b>45.0</b>	<b>12</b>	<b>86</b>	<b>63</b>	<b>21</b>	<b>12</b>	<b>228</b>

## INTERCEPTIONS

NAME	INT-YDS
Ben Leber.....	2-29
Benny Sapp.....	2-13
Antoine Winfield.....	2-5
Madieu Williams.....	2--1
Darren Sharper.....	1-12
Tyrell Johnson.....	1-0
Charles Gordon.....	1-0
Cedric Griffin.....	1--2
<b>Totals</b>	<b>12-56</b>

## PASSES DEFENSED

NAME	PD
Antoine Winfield.....	14
Cedric Griffin.....	13
Ben Leber.....	12
Chad Greenway.....	8
Ray Edwards.....	5
Kevin Williams.....	5
Darren Sharper.....	5
Tyrell Johnson.....	4
Benny Sapp.....	4
Jared Allen.....	3
Charles Gordon.....	3
Pat Williams.....	3
Madieu Williams.....	3
E.J. Henderson.....	2
Ellis Wyms.....	1
Brian Robison.....	1
<b>Totals</b>	<b>86</b>

## QUARTERBACK HURRIES

NAME	H
Jared Allen.....	52
Kevin Williams.....	52
Ray Edwards.....	42
Brian Robison.....	19
Fred Evans.....	16
Ben Leber.....	11
Chad Greenway.....	11
Ellis Wyms.....	7
Pat Williams.....	5
Otis Grigsby.....	3
E.J. Henderson.....	2
Napoleon Harris.....	2
Antoine Winfield.....	2
Madieu Williams.....	1
David Herron.....	1
Charles Gordon.....	1
Tyrell Johnson.....	1
<b>Totals</b>	<b>228</b>

## TACKLES FOR LOSS

NAME	TFL
Ray Edwards.....	10
Jared Allen.....	9
Antoine Winfield.....	9
Chad Greenway.....	8
Kevin Williams.....	7
Pat Williams.....	4
E.J. Henderson.....	3
Cedric Griffin.....	3
Brian Robison.....	3
Charles Gordon.....	2
Napoleon Harris.....	2
Ben Leber.....	1
Darren Sharper.....	1
Fred Evans.....	1
<b>Totals</b>	<b>63</b>

## SACKS

NAME	SKS
Jared Allen.....	14.5
Kevin Williams.....	8.5
Chad Greenway.....	5.5
Ray Edwards.....	5.0
Ellis Wyms.....	2.5
Brian Robison.....	2.5
Antoine Winfield.....	2.0
Ben Leber.....	1.5
Napoleon Harris.....	1.0
Pat Williams.....	1.0
E.J. Henderson.....	1.0
<b>Totals</b>	<b>45.0</b>

## SPECIAL TEAMS TACKLES

NAME	UA	A	T	FF/FR	BK
Abdullah, Husain.....	12	12	24	0/0	0
Frampton, Eric.....	14	7	21	0/0	0
Hicks, Maurice.....	5	7	12	0/0	0
Henderson, Erin.....	6	5	11	1/0	0
Ciurciu, Vinny.....	5	3	8	0/0	0
Sapp, Benny.....	5	3	8	0/0	0
Herron, David.....	5	2	7	0/0	0
Griffin, Cedric.....	4	3	7	1/0	0
Gordon, Charles.....	5	1	6	0/0	0
Winfield, Antoine.....	5	1	6	0/0	0
Johnson, Tyrell.....	3	3	6	0/0	0
Tahi, Naufahu.....	4	1	5	0/1	0
Loeffler, Cullen.....	2	3	5	0/0	0
Reynaud, Darius.....	3	1	4	0/0	0
Ferguson, Robert.....	2	1	3	0/0	0
Thomas, Dontarrious.....	2	1	3	0/0	0
Mills, Garrett.....	2	0	2	0/0	0
Sharper, Darren.....	2	0	2	0/0	0
Greenway, Chad.....	1	1	2	0/0	0
Leber, Ben.....	1	1	2	0/0	0
McCaughey, Marcus.....	1	1	2	0/0	0
Alexander, Rufus.....	1	0	1	0/0	0
Williams, Kevin.....	0	0	0	0/0	2
Williams, Pat.....	0	0	0	0/0	1
<b>Totals</b>	<b>90</b>	<b>57</b>	<b>147</b>	<b>2/1</b>	<b>3</b>

# VIKINGS 2008 POSTSEASON STATISTICS

## WON 0, LOST 1

1/4/09 L 26-14 Philadelphia 61,746 (SO)

	Minn.	Opp.
Total First Downs	16	15
Rushing	5	2
Passing	9	13
Penalty	2	0
3rd Down: Made/Att	8/18	5/14
3rd Down Pct.	44.4%	35.7%
4th Down: Made/Att	0/0	0/0
4th Down Pct.	0.0%	0.0%
Possession Avg.	32:06	27:54
Total Net Yards	301	350
Avg. Per Game	301.0	350.0
Total Plays	70	60
Avg. Per Play	4.3	5.8
Net Yards Rushing	148	67
Avg. Per Game	148.0	67.0
Total Rushes	34	23
Net Yards Passing	153	283
Avg. Per Game	153.0	283.0
Sacked/Yards Lost	1/11	3/17
Gross Yards	164	300
Attempts/Completions	35/15	34/23
Completion Pct.	42.9%	67.6%
Had Intercepted	1	1
Punts/Average	8/45.3	4/44.3
Net Punting Avg.	31.6	44.0
Penalties/Yards	4/25	7/55
Fumbles/Ball Lost	2/1	1/1
Touchdowns	2	2
Rushing	2	0
Passing	0	1
Returns	0	1

Score by Periods	1	2	3	4	OT	T
VIKINGS	0	14	0	0	0	14
Opponents	6	10	0	10	0	26

Scoring	Ru	Re	Rt	1 pt.	2 pt.	FG	S	T
Peterson	2	0	0	-	-	-	-	12
Longwell	0	0	0	2/2	-	-	-	2
<b>VIKINGS</b>	<b>2</b>	<b>0</b>	<b>0</b>	<b>2/2</b>	<b>-</b>	<b>-</b>	<b>-</b>	<b>14</b>
<b>Opponents</b>	<b>0</b>	<b>1</b>	<b>1</b>	<b>2/2</b>	<b>-</b>	<b>4/4</b>	<b>-</b>	<b>26</b>

**SACKS:** Allen, 2.0, Harris 1.0.  
**TEAM 3.0, OPPONENTS 1.0.**

**FUM/LOST:** Birk 1/1, Jackson 1/0.

Field Goals	1-19	20-29	30-39	40-49	50+
-	0/0	0/0	0/0	0/0	0/0
<b>VIKINGS</b>	<b>0/0</b>	<b>0/0</b>	<b>0/0</b>	<b>0/0</b>	<b>0/0</b>
<b>Opponents</b>	<b>0/0</b>	<b>0/0</b>	<b>1/1</b>	<b>2/2</b>	<b>1/1</b>

**Vikings: (-)**  
**Opponents: (43, 51, 31, 45)**

RUSHING	Att.	Yds	Avg	Long	TD
Peterson	20	83	4.2	40t	2
Taylor	12	48	4.0	11	0
Jackson	2	17	8.5	17	0
<b>VIKINGS</b>	<b>34</b>	<b>148</b>	<b>4.4</b>	<b>40t</b>	<b>2</b>
<b>Opponents</b>	<b>23</b>	<b>67</b>	<b>2.9</b>	<b>27</b>	<b>0</b>

RECEIVING	No.	Yds	Avg	Long	TD
Taylor	5	36	7.2	10	0
Wade	3	24	8.0	11	0
Berrian	2	36	18.0	27	0
Kleinsasser	2	34	17.0	17	0
Rice	2	27	13.5	14	0
Shiancoe	1	7	7.0	7	0
<b>VIKINGS</b>	<b>15</b>	<b>164</b>	<b>10.9</b>	<b>27</b>	<b>0</b>
<b>Opponents</b>	<b>23</b>	<b>300</b>	<b>13.0</b>	<b>71t</b>	<b>1</b>

INTERCEPTIONS	No.	Yds	Avg	Long	TD
Griffin	1	0	0.0	0	0
<b>VIKINGS</b>	<b>1</b>	<b>0</b>	<b>0.0</b>	<b>0</b>	<b>0</b>
<b>Opponents</b>	<b>1</b>	<b>44</b>	<b>44.0</b>	<b>44t</b>	<b>1</b>

OPP. FUMBLE RECOVERIES	No.	Yds	Avg	Long	TD
Evans	1	0	0.0	0	0
<b>VIKINGS</b>	<b>1</b>	<b>0</b>	<b>0.0</b>	<b>0</b>	<b>0</b>
<b>Opponents</b>	<b>1</b>	<b>0</b>	<b>0.0</b>	<b>0</b>	<b>0</b>

PUNTING	No.	Yds	Avg	Net	TB	In20	Lg	B
Kluwe	8	362	45.3	31.6	0	2	60	0
<b>VIKINGS</b>	<b>8</b>	<b>362</b>	<b>45.3</b>	<b>31.6</b>	<b>0</b>	<b>2</b>	<b>60</b>	<b>0</b>
<b>Opponents</b>	<b>4</b>	<b>177</b>	<b>44.3</b>	<b>33.0</b>	<b>0</b>	<b>4</b>	<b>58</b>	<b>0</b>

PUNT RETURNS	No.	FC	Yds	Avg	Long	TD
Berrian	1	0	1	1.0	1	0
Wade	0	1	0	0.0	0	0
<b>VIKINGS</b>	<b>1</b>	<b>1</b>	<b>1</b>	<b>1.0</b>	<b>1</b>	<b>1</b>
<b>Opponents</b>	<b>5</b>	<b>0</b>	<b>109</b>	<b>21.8</b>	<b>62</b>	<b>0</b>

KICKOFF RETURNS	No.	Yds	Avg	Long	TD
M. Hicks	6	133	22.2	26	0
Peterson	1	20	20.0	20	0
<b>VIKINGS</b>	<b>7</b>	<b>153</b>	<b>21.9</b>	<b>26</b>	<b>0</b>
<b>Opponents</b>	<b>3</b>	<b>47</b>	<b>15.7</b>	<b>19</b>	<b>0</b>

PASSING	Att.	Cmp.	Yards	Pct.	Yd/Att	TD	TD%	Int.	Int%	Lg	Sk/Lst	Rating
Jackson	35	15	164	42.9	4.69	0	0.0	1	2.9	27	1/11	45.4
<b>VIKINGS</b>	<b>35</b>	<b>15</b>	<b>164</b>	<b>42.9</b>	<b>4.69</b>	<b>0</b>	<b>0.0</b>	<b>1</b>	<b>2.9</b>	<b>27</b>	<b>1/11</b>	<b>45.4</b>
<b>Opponents</b>	<b>34</b>	<b>23</b>	<b>300</b>	<b>67.6</b>	<b>8.82</b>	<b>1</b>	<b>2.9</b>	<b>1</b>	<b>2.9</b>	<b>71t</b>	<b>3/17</b>	<b>92.8</b>

# 2008 POSTSEASON DEFENSIVE STATISTICS

## TACKLES

NAME	UA	A	T	SK	INT	PD	TFL	FF	FR	H
Greenway, Chad.....	9	1	10	0.0	0	1	1	0	0	1
Allen, Jared.....	6	1	7	2.0	0	1	2	1	0	1
Winfield, Antoine.....	6	1	7	0.0	0	1	0	0	0	0
Williams, Kevin.....	3	3	6	0.0	0	0	0	0	0	2
Leber, Ben.....	5	1	6	0.0	0	0	1	0	0	1
Williams, Madieu.....	4	1	5	0.0	0	0	0	0	0	0
Johnson, Tyrell.....	4	1	5	0.0	0	0	0	0	0	0
Evans, Fred.....	1	3	4	0.0	0	0	0	0	1	1
Griffin, Cedric.....	4	0	4	0.0	1	2	0	0	0	0
Wyms, Ellis.....	2	1	3	0.0	0	0	0	0	0	2
Sapp, Benny.....	3	0	3	0.0	0	0	0	0	0	0
Robison, Brian.....	2	0	2	0.0	0	0	1	0	0	7
Harris, Napoleon.....	1	0	1	1.0	0	0	0	0	0	1
Sharper, Darren.....	1	0	1	0.0	0	0	0	0	0	0
<b>MISCELLANEOUS</b>										
Jackson, Tarvaris.....	1	0	1							
<b>TOTALS</b>	<b>52</b>	<b>13</b>	<b>65</b>	<b>3.0</b>	<b>1</b>	<b>5</b>	<b>5</b>	<b>1</b>	<b>1</b>	<b>16</b>

## TACKLES FOR LOSS

NAME	TFL
Jared Allen.....	2
Chad Greenway.....	1
Ben Leber.....	1
Brian Robison.....	1
<b>Totals</b>	<b>5</b>

## SACKS

NAME	SKS
Jared Allen.....	2.0
Napoleon Harris.....	1.0
<b>Totals</b>	<b>3.0</b>

## PASSES DEFENSED

NAME	PD
Cedric Griffin.....	2
Jared Allen.....	1
Chad Greenway.....	1
Antoine Winfield.....	1
<b>Totals</b>	<b>5</b>

## INTERCEPTIONS

NAME	INT-YDS
Cedric Griffin.....	1-0
<b>Totals</b>	<b>1-0</b>

## QUARTERBACK HURRIES

NAME	H
Brian Robison.....	7
Kevin Williams.....	2
Ellis Wyms.....	2
Jared Allen.....	1
Fred Evans.....	1
Chad Greenway.....	1
Napoleon Harris.....	1
Ben Leber.....	1
<b>Totals</b>	<b>16</b>

## SPECIAL TEAMS TACKLES

NAME	UA	A	T	FF/FR	BK
Sapp, Benny.....	2	0	2	0/0	0
Abdullah, Husain.....	1	0	1	0/0	0
Ciurciu, Vinny.....	1	0	1	0/0	0
Frampton, Eric.....	1	0	1	0/0	0
Greenway, Chad.....	1	0	1	0/0	0
McCaughey, Marcus.....	1	0	1	0/0	0
<b>Totals</b>	<b>7</b>	<b>0</b>	<b>7</b>	<b>0/0</b>	<b>0</b>

## THE LAST TIME...

BY THE VIKINGS	CATEGORY	BY AN OPPONENT
439 yards, at Chicago, 10/19/08 <i>Playoffs – 429 yards, vs. New Orleans, 1/6/01</i>	<b>400 Yards Total Offense</b>	488 yards, at Green Bay, 11/11/07 <i>Playoffs – 518 yards, at N.Y. Giants, 1/14/01</i>
528 yards, vs. San Diego, 11/4/07 <i>Playoffs – Has never happened</i>	<b>500 Yards Total Offense</b>	504 yards, at Cincinnati, 9/18/05 <i>Playoffs – 518 yards, at N.Y. Giants, 1/14/01</i>
Daunte Culpepper, 300 yards, vs. New Orleans, 9/25/05 <i>Playoffs – Daunte Culpepper, 316 yards, at Phil., 1/16/05</i>	<b>300 Yards Passing In A Game By A Player</b>	David Garrard, 317 yards, at Jacksonville, 11/23/08 <i>Playoffs – Donovan McNabb, 300 yards, vs. Philadelphia, 1/4/08</i>
Daunte Culpepper, 404 yards, at Detroit, 12/19/04 <i>Playoffs – Jeff George, 424 yards, at St. Louis, 1/16/00</i>	<b>400 Yards Passing In A Game By A Player</b>	Matt Leinart, 405 yards, vs. Arizona, 11/26/06 <i>Playoffs – Has never happened</i>
Tarvaris Jackson, at Arizona, 12/14/08 <i>Playoffs – Daunte Culpepper, at Green Bay, 1/9/05</i>	<b>4 TD Passes In A Game By A Player</b>	Tom Brady, vs. New England, 10/30/06 <i>Playoffs – Kerry Collins (5), at N.Y. Giants, 1/14/01</i>
Adrian Peterson, 103 yards, vs. N.Y. Giants, 12/28/08 <i>Playoffs – Robert Smith, 140 yards, vs. Dallas, 1/9/00</i>	<b>100 Yards Rushing In A Game By A Player</b>	Ryan Grant, 119 yards, at Green Bay, 11/11/07 <i>Playoffs – Terry Kirby, 120 yards, at San Francisco, 1/3/98</i>
Adrian Peterson, 296 yards, vs. San Diego, 11/4/07 <i>Playoffs – Has never happened</i>	<b>200 Yards Rushing In A Game By A Player</b>	Walter Payton, 275 yards, at Chicago, 11/20/77 <i>Playoffs – Has never happened</i>
Chester Taylor, vs. Oakland, 11/18/07 <i>Playoffs – Has never happened</i>	<b>3 TDs Rushing In A Game By A Player</b>	Steven Jackson, vs. St. Louis, 12/31/06 <i>Playoffs – Has never happened</i>
Visanthe Shiancoe, 136 Yards, vs. Atlanta, 12/21/08 <i>Playoffs – Marcus Robinson, 119 yards, at Phil., 1/16/05</i>	<b>100 Yards Receiving In A Game By A Player</b>	Maurice Jones-Drew, 113 Yards, at Jacksonville, 11/23/08 <i>Playoffs – Ike Hilliard, 155 yards, at N.Y. Giants, 1/14/01</i>
Marcus Robinson (15, 15, 2), vs. Cleveland, 11/27/05 <i>Playoffs – Has never happened</i>	<b>3 TD Catches In A Game By A Player</b>	Marvin Harrison (4, 15, 18), at Indianapolis, 12/24/00 <i>Playoffs – Has never happened</i>
Chester Taylor, vs. Oakland, 11/18/07 (3 rushing) <i>Playoffs – Leroy Hoard, vs. Arizona, 1/10/99 (2 rushing, 1 rec.)</i>	<b>3 TD In A Game By A Player</b>	Marshall Faulk, at St. Louis, 11/30/03 (3 rushing) <i>Playoffs – Mario Bates, vs. Arizona, 1/10/99 (3 rushing)</i>
Ahmad Rashad, vs. San Francisco, 9/2/79 (4 receiving) <i>Playoffs – Has never happened</i>	<b>4 TD In A Game By A Player</b>	Steven Jackson, vs. St. Louis, 12/31/06 (3 rushing, 1 rec.) <i>Playoffs – Has never happened</i>
Darren Sharper, at N.Y. Giants, 11/13/05 <i>Playoffs – Has never happened</i>	<b>3 INTs In A Game By A Player</b>	Deltha O'Neal, at Cincinnati, 9/18/05 <i>Playoffs – Has never happened</i>
Bernard Berrian, 82 yards, at Arizona, 12/14/08 <i>Playoffs – Anthony Carter, 84 yards, at New Orleans, 1/3/88</i>	<b>Punt Returned For A TD</b>	Will Blackmon, 65 yards, vs. Green Bay, 11/9/08 <i>Playoffs – Golden Richards, 63 yards, at Dallas, 12/30/73</i>
Aundrae Allison, 104 yards, vs. Detroit, 12/2/07 <i>Playoffs – Has never happened</i>	<b>Kickoff Returned For A TD</b>	J.J. Arrington, 99 yards, vs. Arizona, 11/26/06 <i>Playoffs – Tony Home, 95 yards, at St. Louis, 1/16/00</i>
Kevin Williams, 18 yards, at San Francisco, 12/9/07 <i>Playoffs – Reggie Rutland, 27 yards, at San Francisco, 1/9/88</i>	<b>INT Returned For A TD</b>	Nick Collins, 59 yards, vs. Green Bay, 11/9/08 <i>Playoffs – Asante Samuel, 44 yards, vs. Philadelphia, 1/4/08</i>
Napoleon Harris, 27 yards at Jacksonville, 11/23/08 <i>Playoffs – Nate Wright, 20 yards, vs. St. Louis, 12/21/74</i>	<b>Fumble Returned For A TD</b>	Zachary Bowman, recovered in end zone at Chicago, 10/19/08 <i>Playoffs – Kevin Miniefield, 48 yards, vs. Chicago, 1/1/95</i>
Jim Kleinsasser, vs. Chicago, 1/1/06 <i>Playoffs – Scott Studwell, at L.A. Rams, 12/31/78</i>	<b>Punt Blocked</b>	Craig Steltz, at Chicago, 10/19/08 <i>Playoffs – Spencer Tillman, at San Francisco, 1/6/90</i>
Issiac Holt, recovered in end zone, vs. San Francisco, 10/12/86 (Blocked by Gerald Robinson) <i>Playoffs – Terry Brown, recovered in end zone, vs. Pittsburgh 1/12/75 (Blocked by Matt Blair)</i>	<b>Punt Blocked For TD</b>	Garrett Wolfe, 17 yds, at Chicago, 10/19/08 (Blocked by Craig Steltz) <i>Playoffs – Doug Rogers recovered blocked kick in end zone, vs. Atlanta, 1/9/83 (Blocked by Paul Davis)</i>
Mike Merriweather, vs. L.A. Rams, 11/5/89 <i>Playoffs – Has never happened</i>	<b>Punt Blocked For Safety</b>	Kevin Miniefield, vs. Chicago, 10/28/96 <i>Playoffs – Has never happened</i>
Aaron Rodgers sacked in end zone by Jared Allen, vs. Green Bay, 11/9/08 <i>Playoffs – Ron Jaworski tackled in end zone by Doug Martin and Matt Blair, at Philadelphia, 1/3/81</i>	<b>Safety Scored</b>	Chris Kluwe out of bounds, at Jacksonville, 11/23/08 <i>Playoffs – Fran Tarkenton tackled in end zone, vs. Pittsburgh, 1/12/75</i>
Pat Williams, at Chicago, 10/19/08 <i>Playoffs – Matt Blair, at Philadelphia, 1/3/81</i>	<b>Field Goal Blocked</b>	Dominique Rodgers-Cromartie, at Arizona, 12/14/08 <i>Playoffs – at Green Bay, 1/9/05</i>

## THE LAST TIME, Cont...

BY THE VIKINGS	CATEGORY	BY AN OPPONENT
Antoine Winfield, 59 yards, at New Orleans, 10/6/08 <i>Playoffs – Bobby Bryant, 90 yards, vs. L.A. Rams, 12/26/76</i>	<b>Blocked FG Returned For A TD</b>	Roderick Hood, 68 yards, at Arizona, 12/14/08 <i>Playoffs – Has never happened</i>
Ryan Longwell, vs. Chicago, 12/17/07 <i>Playoffs – Chuck Nelson, at San Francisco, 1/1/89</i>	<b>PAT Missed (1 pt.)</b>	Jason Hanson (kick aborted), at Detroit, 12/19/04 <i>Playoffs – Mike Cofer, at San Francisco, 1/6/90</i>
Fernando Smith, at San Francisco, 12/18/95 <i>Playoffs – Carl Eller, at Dallas, 1/1/78</i>	<b>PAT Blocked</b>	Jared DeVries, vs. Detroit, 10/8/06 <i>Playoffs – Has never happened</i>
Minnesota 50, Jacksonville 10, 12/20/98 <i>Playoffs – Has never happened</i>	<b>50 Points Scored In A Game</b>	San Francisco 51, Minnesota 7, 12/8/84
Chicago 48, Minnesota 41, at Chicago, 10/19/08 <i>Playoffs – Minnesota 41, Arizona 21, 1/10/99</i>	<b>40 Points Scored In A Game</b>	Chicago 48, Minnesota 21, at Chicago, 10/19/08 <i>Playoffs – N.Y. Giants 41, Minnesota 0, 1/14/01</i>
Minnesota 13, Detroit 0, 12/5/93 <i>Playoffs – Has never happened</i>	<b>Shutout Scored</b>	Green Bay 34, Minnesota 0, 11/11/07 <i>Playoffs – N.Y. Giants 41, Minnesota 0, 1/14/01</i>
Minnesota 16, Carolina 13, 9/17/06 <i>Playoffs – Has never happened</i>	<b>Overtime Victory</b>	Denver 22, Minnesota 19, 12/30/07 <i>Playoffs – Atlanta 30, Minnesota 27, 1/17/99</i>
Tarvaris Jackson run, at Denver, 12/30/07 <i>Playoffs – Leroy Hoard run, at St. Louis, 1/16/00</i>	<b>Two-Point Conversion</b>	Dominic Rhodes run, vs. Indianapolis, 9/14/08 <i>Playoffs – Has never happened</i>

# MINNESOTA VIKINGS 2009 ALPHABETICAL ROSTER

Updated: September 1, 2009

2008 Participation

No.	Name	Pos	Ht	Wt	Age	Birthdate	Exp	College	HS Hometown	Acquired	G	S	DNP	IA
39	Abdullah, Husain	S	6-0	204	24	7/27/85	2	Washington State	Pomona, CA	FA '08	17	0	0	0
30	Allen, Asher	CB	5-9	194	21	1/22/88	R	Georgia	Tucker, GA	D3 '09	-	-	-	-
69	Allen, Jared	DE	6-6	270	27	4/3/82	6	Idaho State	Los Gatos, CA	T (KC) '08	17	17	0	0
49	Anderson, Colt	S	5-10	194	23	10/25/85	R	Montana	Butte, MT	FA '09	-	-	-	-
87	Berrian, Bernard	WR	6-1	185	28	12/27/80	6	Fresno State	Winton, CA	UFA (Chi) '08	17	14	0	0
9	Booty, John David	QB	6-3	213	24	1/3/85	2	Southern California	Shreveport, LA	D5a '08	0	0	1	16
54	Brinkley, Jasper	LB	6-1	252	24	7/12/85	R	South Carolina	Thomson, GA	D5 '09	-	-	-	-
32	Broughton, Nehemiah	FB	6-0	260	26	11/4/82	3	Citadel	North Charleston, SC	FA '09	0	0	0	0
61	Burnett, Martail	DE	6-3	262	24	1/10/85	1	Utah	Los Angeles, CA	FA '08	0	0	0	0
75	Clark, Chris	T	6-5	315	23	10/1/85	1	Southern Mississippi	New Orleans, LA	FA '08	0	0	0	0
62	Cook, Ryan	T	6-6	328	26	5/8/83	4	New Mexico	Albuquerque, NM	D2b '06	17	15	0	0
68	Cooper, Jon	C	6-2	291	22	10/1/86	R	Oklahoma	Fort Collins, CO	FA '09	-	-	-	-
63	Daniels, Brian	G	6-4	303	24	10/31/84	2	Colorado	Denver, CO	FA '07	0	0	0	0
83	Dugan, Jeff	TE	6-4	258	28	4/8/81	6	Maryland	Pittsburgh, PA	D7 '04	10	3	0	7
91	Edwards, Ray	DE	6-5	268	24	1/1/85	4	Purdue	Cincinnati, OH	D4 '06	15	15	0	2
90	Evans, Fred	DT	6-4	305	25	11/6/83	4	Texas St.-San Marcos	Morgan Park, IL	FA '07	17	3	0	0
59	Farwell, Heath	LB	6-0	235	27	12/31/81	5	San Diego State	Corona, CA	FA '05	0	0	0	0
4	Favre, Brett	QB	6-2	222	39	10/10/69	19	Southern Mississippi	Kiln, MS	FA '09	-	-	-	-
37	Frampton, Eric	S	5-11	205	25	2/6/84	3	Washington State	San Jose, CA	W (Det) '07	17	0	0	0
72	Garcia, Juan	C	6-3	294	25	4/24/84	R	Washington	Yakima, WA	FA '09	-	-	-	-
52	Greenway, Chad	LB	6-2	242	26	1/12/83	4	Iowa	Mt. Vernon, SD	D1 '06	17	16	0	0
23	Griffin, Cedric	CB	6-0	203	26	11/11/82	4	Texas	San Antonio, TX	D2a '06	17	16	0	0
99	Grigsby, Otis	DE	6-3	260	28	11/19/80	3	Kentucky	Converse, TX	PS (Car) '07	9	1	0	8
98	Guion, Letroy	DT	6-4	303	22	6/21/87	2	Florida State	Starke, FL	D5b '08	2	0	0	15
44	Hall, De'von	S	6-3	212	21	9/8/87	R	Utah State	Reseda, CA	FA '09	-	-	-	-
12	Harvin, Percy	WR	5-11	184	21	5/28/88	R	Florida	Virginia Beach, VA	D1 '09	-	-	-	-
56	Henderson, E.J.	LB	6-1	245	29	8/3/80	7	Maryland	Aberdeen, MD	D2 '03	4	3	0	0
50	Henderson, Erin	LB	6-3	244	23	7/1/86	2	Maryland	Aberdeen, MD	FA '08	11	0	0	5
64	Herrera, Anthony	G	6-2	315	29	6/14/80	6	Tennessee	Naples, FL	FA '04	17	7	0	0
58	Herron, David	LB	6-1	239	25	6/17/84	2	Michigan State	Warren, OH	FA '07	15	3	0	2
79	Hicks, Artis	G	6-4	335	30	11/28/78	8	Memphis	Jackson, TN	T (Phi) '06	13	6	1	3
97	Holmes, Antoine	DT	6-2	289	23	3/25/86	R	N.C. State	Williamsburg, VA	FA '09	-	-	-	-
76	Hutchinson, Steve	G	6-5	313	31	11/1/77	9	Michigan	Ft. Lauderdale, FL	RFA (Sea) '06	17	17	0	0
7	Jackson, Tarvaris	QB	6-2	225	26	4/21/83	4	Alabama State	Montgomery, AL	D2c '06	10	6	7	0
42	Johnson, Ian	RB	5-11	212	22	10/10/86	R	Boise State	San Dimas, CA	FA '09	-	-	-	-
11	Johnson, Jaymar	WR	6-0	176	24	7/10/84	1	Jackson State	Gary, IN	D6b '08	0	0	0	0
95	Johnson, Tremaine	DT	6-2	285	23	9/26/85	R	LSU	Galena Park, TX	FA '09	-	-	-	-
25	Johnson, Tyrell	S	6-0	207	24	5/19/85	2	Arkansas State	Rison, AR	D2 '08	17	7	0	0
78	Kemp, Andy	G	6-5	313	22	3/12/87	R	Wisconsin	Menasha, WI	FA '09	-	-	-	-
73	Kennedy, Jimmy	DT	6-5	320	29	11/15/79	7	Penn State	Yonkers, NY	FA (Jac) '08	3	0	0	2
40	Kleinsasser, Jim	TE	6-3	272	32	1/31/77	11	North Dakota	Carrington, ND	D2 '99	17	12	0	0
5	Kluwe, Chris	P	6-4	215	27	12/24/81	5	UCLA	Los Alamitos, CA	W (Sea) '05	17	0	0	0
51	Leber, Ben	LB	6-3	244	30	12/7/78	8	Kansas State	Vermillion, SD	UFA (SD) '06	17	16	0	0
71	Loadholt, Phil	T	6-8	343	23	1/21/86	R	Oklahoma	Fountain, CO	D2 '09	-	-	-	-
46	Loeffler, Cullen	LS	6-5	241	28	1/27/81	6	Texas	Ingram, TX	FA '04	17	0	0	0
8	Longwell, Ryan	K	6-0	200	35	8/16/74	13	California	Bend, OR	UFA (GB) '06	17	0	0	0
21	McCauley, Marcus	CB	6-1	203	25	9/3/83	3	Fresno State	Sacramento, CA	D3 '07	11	1	0	6
74	McKinnie, Bryant	T	6-8	335	29	9/23/79	8	Miami	Woodbury, NJ	D1 '02	13	13	0	0
45	Mills, Garrett	TE	6-1	235	25	10/12/83	4	Tulsa	Jenks, OK	W (NE) '07	8	0	0	9
92	Mitchell, Jayme	DE	6-6	285	25	3/15/84	4	Mississippi	Jackson, MS	FA '06	0	0	0	0
14	Moore, Nick	WR	6-2	186	23	6/25/86	R	Toledo	Westerville, OH	FA '09	-	-	-	-
86	Nordin, Jake	TE	6-3	258	25	7/8/84	1	Northern Illinois	Willmar, MN	FA '09	-	-	-	-
55	Onatolu, Kenny	LB	6-2	225	26	10/8/82	1	Nebraska-Omaha	Papillion, NE	FA '09	-	-	-	-
41	Paymah, Karl	CB	6-0	195	26	11/29/82	4	Washington State	Culver City, CA	UFA (Den.) '09	16	2	0	0
15	Perretta, Vinny	WR	5-9	186	23	10/14/85	R	Boise State	Encitas, CA	FA '09	-	-	-	-
28	Peterson, Adrian	RB	6-1	217	24	3/21/85	3	Oklahoma	Palestine, TX	D1 '07	17	16	0	0
60	Radovich, Drew	T	6-5	305	24	6/20/85	2	Southern California	Mission Viejo, CA	FA '08	0	0	0	6
82	Reynaud, Darius	WR	5-9	201	24	12/29/84	2	West Virginia	Boutte, LA	FA '08	3	0	0	4
18	Rice, Sidney	WR	6-4	202	22	9/1/86	3	South Carolina	Gaffney, SC	D2 '07	14	3	0	3
96	Robison, Brian	DE	6-3	259	26	4/27/83	3	Texas	Splendora, TX	D4 '07	16	1	0	1
2	Rosenfels, Sage	QB	6-4	225	31	3/6/78	9	Iowa State	Maquoketa, IA	T (Hou) '09	6	5	10	0
33	Sanford, Jamarca	S	5-10	200	24	8/27/85	R	Mississippi	Batesville, MS	D7 '09	-	-	-	-
22	Sapp, Benny	CB	5-9	190	28	1/20/81	6	Northern Iowa	Ft. Lauderdale, FL	UFA (KC) '08	15	5	0	2
81	Shiancoe, Visanthe	TE	6-4	250	29	6/18/80	7	Morgan State	Laurel, MD	UFA (NYG) '07	17	16	0	0
65	Sullivan, John	C	6-4	301	23	8/8/85	2	Notre Dame	Old Greenwich, CT	D6a '08	17	0	0	0
38	Tahi, Naufahu	FB	6-0	254	27	10/30/81	4	BYU	West Valley City, UT	PS (Cin) '06	17	5	0	0
29	Taylor, Chester	RB	5-11	213	29	9/22/79	8	Toledo	River Rouge, MI	UFA (Balt) '06	17	1	0	0
19	Wade, Bobby	WR	5-10	186	28	2/25/81	7	Arizona	Phoenix, AZ	UFA (Tenn) '07	17	14	0	0
24	Walker, Marcus	CB	5-11	191	23	5/23/86	1	Oklahoma	Waco, TX	FA '08	0	0	0	0
13	Williams, Bobby	WR	6-2	194	23	11/26/85	R	North Alabama	Jacksonville, FL	FA '09	-	-	-	-
93	Williams, Kevin	DT	6-5	311	29	8/16/80	7	Oklahoma State	Fordyce, AR	D1 '03	17	17	0	0
20	Williams, Madiou	S	6-1	203	27	10/18/81	6	Maryland	Lanham, MD	UFA (Cin) '08	10	10	0	7
94	Williams, Pat	DT	6-3	317	36	10/24/72	13	Texas A&M	Monroe, LA	UFA (Buf) '05	14	14	0	3
26	Winfield, Antoine	CB	5-9	180	32	6/24/77	11	Ohio State	Akron, OH	UFA (Buf) '04	17	17	0	0
34	Young, Albert	RB	5-10	209	24	2/25/85	1	Iowa	Moorestown, NJ	FA '08	0	0	0	0

**Head Coach:** Brad Childress

**Assistants:** Leslie Frazier (Assistant Head Coach/Defensive Coordinator), Darrell Bevell (Offensive Coordinator), Brian Murphy (Special Teams Coordinator), Juney Barnett (Assistant Strength and Conditioning), Eric Bieniemy (Running Backs), Karl Dunbar (Defensive Line), Ryan Ficken (Quality Control-Offense/Running Backs), Jason Glenn (Special Teams Assistant/Player Development), Jim Hueber (Assistant Offensive Line), Jeff Imamura (Quality Control-Defense/Linebackers), Jimmie Johnson (Tight Ends), Tom Kanavy (Strength and Conditioning), Derek Mason (Assistant Defensive Backs), Pat Morris (Offensive Line), Fred Pagac (Linebackers), Dennis Polian (Assistant to Head Coach), Diron Reynolds (Defensive Assistant/Defensive Line), Kevin Rogers (Quarterbacks), Ryan Silverfield (Offensive/Defensive Assistant), Kevin Stefanski (Quality Control-Offense), George Stewart (Wide Receivers), Martin Streight (Assistant Strength and Conditioning), Chris White (Assistant Special Teams), Joe Woods (Defensive Backs).

Active Roster Total - 75

# MINNESOTA VIKINGS 2009 NUMERICAL ROSTER

Updated: September 1, 2009

No.	Name	Pos	Ht	Wt	Age	Birthdate	Exp	College	HS Hometown	Acquired	2008 Participation			
											G	S	DNP	IA
2	Rosenfels, Sage	QB	6-4	225	31	3/6/78	9	Iowa State	Maquoketa, IA	T (Hou) '09	6	5	10	0
4	Favre, Brett	QB	6-2	222	39	10/10/69	19	Southern Mississippi	Kiln, MS	FA '09	-	-	-	-
5	Kluwe, Chris	P	6-4	215	27	12/24/81	5	UCLA	Los Alamitos, CA	W (Sea) '05	17	0	0	0
7	Jackson, Tarvaris	QB	6-2	225	26	4/21/83	4	Alabama State	Montgomery, AL	D2c '06	10	6	7	0
8	Longwell, Ryan	K	6-0	200	35	8/16/74	13	California	Bend, OR	UFA (GB) '06	17	0	0	0
9	Booty, John David	QB	6-3	213	24	1/3/85	2	Southern California	Shreveport, LA	D5a '08	0	0	1	16
11	Johnson, Jaymar	WR	6-0	176	24	7/10/84	1	Jackson State	Gary, IN	D6b '08	0	0	0	0
12	Harvin, Percy	WR	5-11	184	21	5/28/88	R	Florida	Virginia Beach, VA	D1 '09	-	-	-	-
13	Williams, Bobby	WR	6-2	194	23	11/26/85	R	North Alabama	Jacksonville, FL	FA '09	-	-	-	-
14	Moore, Nick	WR	6-2	186	23	6/25/86	R	Toledo	Westerville, OH	FA '09	-	-	-	-
15	Perretta, Vinny	WR	5-9	186	23	10/14/85	R	Boise State	Encitas, CA	FA '09	-	-	-	-
18	Rice, Sidney	WR	6-4	202	22	9/1/86	3	South Carolina	Gaffney, SC	D2 '07	14	3	0	3
19	Wade, Bobby	WR	5-10	186	28	2/25/81	7	Arizona	Phoenix, AZ	UFA (Tenn) '07	17	14	0	0
20	Williams, Madieu	S	6-1	203	27	10/18/81	6	Maryland	Lanham, MD	UFA (Cin) '08	10	10	0	7
21	McCauley, Marcus	CB	6-1	203	25	9/3/83	3	Fresno State	Sacramento, CA	D3 '07	11	1	0	6
22	Sapp, Benny	CB	5-9	190	28	1/20/81	6	Northern Iowa	Ft. Lauderdale, FL	UFA (KC) '08	15	5	0	2
23	Griffin, Cedric	CB	6-0	203	26	11/11/82	4	Texas	San Antonio, TX	D2a '06	17	16	0	0
24	Walker, Marcus	CB	5-11	191	23	5/23/86	1	Oklahoma	Waco, TX	FA '08	0	0	0	0
25	Johnson, Tyrell	S	6-0	207	24	5/19/85	2	Arkansas State	Rison, AR	D2 '08	17	7	0	0
26	Winfield, Antoine	CB	5-9	180	32	6/24/77	11	Ohio State	Akron, OH	UFA (Buf) '04	17	17	0	0
28	Peterson, Adrian	RB	6-1	217	24	3/21/85	3	Oklahoma	Palestine, TX	D1 '07	17	16	0	0
29	Taylor, Chester	RB	5-11	213	29	9/22/79	8	Toledo	River Rouge, MI	UFA (Balt) '06	17	1	0	0
30	Allen, Asher	CB	5-9	194	21	1/22/88	R	Georgia	Tucker, GA	D3 '09	-	-	-	-
32	Broughton, Nehemiah	FB	6-0	260	26	11/4/82	3	Citadel	North Charleston, SC	FA '09	0	0	0	0
33	Sanford, Jamarca	S	5-10	200	24	8/27/85	R	Mississippi	Batesville, MS	D7 '09	-	-	-	-
34	Young, Albert	RB	5-10	209	24	2/25/85	1	Iowa	Moorestown, NJ	FA '08	0	0	0	0
37	Frampton, Eric	S	5-11	205	25	2/6/84	3	Washington State	San Jose, CA	W (Det) '07	17	0	0	0
38	Tahi, Naufahu	FB	6-0	254	27	10/30/81	4	BYU	West Valley City, UT	PS (Cin) '06	17	5	0	0
39	Abdullah, Husain	S	6-0	204	24	7/27/85	2	Washington State	Pomona, CA	FA '08	17	0	0	0
40	Kleinsasser, Jim	TE	6-3	272	32	1/31/77	11	North Dakota	Carrington, ND	D2 '99	17	12	0	0
41	Paymah, Karl	CB	6-0	195	26	11/29/82	4	Washington State	Culver City, CA	UFA (Den.) '09	16	2	0	0
42	Johnson, Ian	RB	5-11	212	22	10/10/86	R	Boise State	San Dimas, CA	FA '09	-	-	-	-
44	Hall, De'von	S	6-3	212	21	9/8/87	R	Utah State	Reseda, CA	FA '09	-	-	-	-
45	Mills, Garrett	TE	6-1	235	25	10/12/83	4	Tulsa	Jenks, OK	W (NE) '07	8	0	0	9
46	Loeffler, Cullen	LS	6-5	241	28	1/27/81	6	Texas	Ingram, TX	FA '04	17	0	0	0
49	Anderson, Colt	S	5-10	194	23	10/25/85	R	Montana	Butte, MT	FA '09	-	-	-	-
50	Henderson, Erin	LB	6-3	244	23	7/1/86	2	Maryland	Aberdeen, MD	FA '08	11	0	0	5
51	Leber, Ben	LB	6-3	244	30	12/7/78	8	Kansas State	Vermillion, SD	UFA (SD) '06	17	16	0	0
52	Greenway, Chad	LB	6-2	242	26	1/12/83	4	Iowa	Mt. Vernon, SD	D1 '06	17	16	0	0
54	Brinkley, Jasper	LB	6-1	252	24	7/12/85	R	South Carolina	Thomson, GA	D5 '09	-	-	-	-
55	Onatolu, Kenny	LB	6-2	225	26	10/8/82	1	Nebraska-Omaha	Papillion, NE	FA '09	-	-	-	-
56	Henderson, E.J.	LB	6-1	245	29	8/3/80	7	Maryland	Aberdeen, MD	D2 '03	4	3	0	0
58	Herron, David	LB	6-1	239	25	6/17/84	2	Michigan State	Warren, OH	FA '07	15	3	0	2
59	Farwell, Heath	LB	6-0	235	27	12/31/81	5	San Diego State	Corona, CA	FA '05	0	0	0	0
60	Radovich, Drew	T	6-5	305	24	6/20/85	2	Southern California	Mission Viejo, CA	FA '08	0	0	0	6
61	Burnett, Martail	DE	6-3	262	24	1/10/85	1	Utah	Los Angeles, CA	FA '08	0	0	0	0
62	Cook, Ryan	T	6-6	328	26	5/8/83	4	New Mexico	Albuquerque, NM	D2b '06	17	15	0	0
63	Daniels, Brian	G	6-4	303	24	10/31/84	2	Colorado	Denver, CO	FA '07	0	0	0	0
64	Herrera, Anthony	G	6-2	315	29	6/14/80	6	Tennessee	Naples, FL	FA '04	17	7	0	0
65	Sullivan, John	C	6-4	301	23	8/8/85	2	Notre Dame	Old Greenwich, CT	D6a '08	17	0	0	0
68	Cooper, Jon	C	6-2	291	22	10/1/86	R	Oklahoma	Fort Collins, CO	FA '09	-	-	-	-
69	Allen, Jared	DE	6-6	270	27	4/3/82	6	Idaho State	Los Gatos, CA	T (KC) '08	17	17	0	0
71	Loadholt, Phil	T	6-8	343	23	1/21/86	R	Oklahoma	Fountain, CO	D2 '09	-	-	-	-
72	Garcia, Juan	C	6-3	294	25	4/24/84	R	Washington	Yakima, WA	FA '09	-	-	-	-
73	Kennedy, Jimmy	DT	6-5	320	29	11/15/79	7	Penn State	Yonkers, NY	FA (Jac) '08	3	0	0	2
74	McKinnie, Bryant	T	6-8	335	29	9/23/79	8	Miami	Woodbury, NJ	D1 '02	13	13	0	0
75	Clark, Chris	T	6-5	315	23	10/1/85	1	Southern Mississippi	New Orleans, LA	FA '08	0	0	0	0
76	Hutchinson, Steve	G	6-5	313	31	11/11/77	9	Michigan	Ft. Lauderdale, FL	RFA (Sea) '06	17	17	0	0
78	Kemp, Andy	G	6-5	313	22	3/12/87	R	Wisconsin	Menasha, WI	FA '09	-	-	-	-
79	Hicks, Artis	G	6-4	335	30	11/28/78	8	Memphis	Jackson, TN	T (Phi) '06	13	6	1	3
81	Shiancoe, Visanthe	TE	6-4	250	29	6/18/80	7	Morgan State	Laurel, MD	UFA (NYG) '07	17	16	0	0
82	Reynaud, Darius	WR	5-9	201	24	12/29/84	2	West Virginia	Boutte, LA	FA '08	3	0	0	4
83	Dugan, Jeff	TE	6-4	258	28	4/8/81	6	Maryland	Pittsburgh, PA	D7 '04	10	3	0	7
86	Nordin, Jake	TE	6-3	258	25	7/8/84	1	Northern Illinois	Willmar, MN	FA '09	-	-	-	-
87	Berrian, Bernard	WR	6-1	185	28	12/27/80	6	Fresno State	Winton, CA	UFA (Chi) '08	17	14	0	0
90	Evans, Fred	DT	6-4	305	25	11/6/83	4	Texas St.-San Marcos	Morgan Park, IL	FA '07	17	3	0	0
91	Edwards, Ray	DE	6-5	268	24	1/1/85	4	Purdue	Cincinnati, OH	D4 '06	15	15	0	2
92	Mitchell, Jayme	DE	6-6	285	25	3/15/84	4	Mississippi	Jackson, MS	FA '06	0	0	0	0
93	Williams, Kevin	DT	6-5	311	29	8/16/80	7	Oklahoma State	Fordyce, AR	D1 '03	17	17	0	0
94	Williams, Pat	DT	6-3	317	36	10/24/72	13	Texas A&M	Monroe, LA	UFA (Buf) '05	14	14	0	3
95	Johnson, Tremaine	DT	6-2	285	23	9/26/85	R	LSU	Galena Park, TX	FA '09	-	-	-	-
96	Robison, Brian	DE	6-3	259	26	4/27/83	3	Texas	Splendor, TX	D4 '07	16	1	0	1
97	Holmes, Antoine	DT	6-2	289	23	3/25/86	R	N.C. State	Williamsburg, VA	FA '09	-	-	-	-
98	Guion, Letroy	DT	6-4	303	22	6/21/87	2	Florida State	Starke, FL	D5b '08	2	0	0	15
99	Griqsbay, Otis	DE	6-3	260	28	11/19/80	3	Kentucky	Converse, TX	PS (Car) '07	9	1	0	8

## 2009 MINNESOTA VIKINGS COACHING STAFF

Head Coach: Brad Childress

**Assistants:** Leslie Frazier (Assistant Head Coach/Defensive Coordinator), Darrell Bevell (Offensive Coordinator), Brian Murphy (Special Teams Coordinator), June Barnett (Assistant Strength and Conditioning), Eric Bieniemy (Running Backs), Karl Dunbar (Defensive Line), Ryan Ficken (Quality Control-Offense/Running Backs), Jason Glenn (Special Teams Assistant/Player Development), Jim Hueber (Assistant Offensive Line), Jeff Imamura (Quality Control-Defense/Linebackers), Jimmie Johnson (Tight Ends), Tom Kanavy (Strength and Conditioning), Derek Mason (Assistant Defensive Backs), Pat Morris (Offensive Line), Fred Pagac (Linebackers), Dennis Polian (Assistant to Head Coach), Diron Reynolds (Defensive Assistant/Defensive Line), Kevin Rogers (Quarterbacks), Ryan Silverfield (Offensive/Defensive Assistant), Kevin Stefanski (Quality Control-Offense), George Stewart (Wide Receivers), Martin Streight (Assistant Strength and Conditioning), Chris White (Assistant Special Teams), Joe Woods (Defensive Backs)

# MINNESOTA VIKINGS 2009 ROSTER-BY-POSITION

Updated: September 1, 2009

2008 Participation

## OFFENSE (37): Darrell Bevell

### Quarterbacks (4): Kevin Rogers/Ryan Silverfield

No.	Name	Pos	Ht	Wt	Age	Birthdate	Exp	College	Hometown	How Acq	G	S	DNP	IA
9	Booty, John David	QB	6-3	213	24	1/3/85	2	Southern California	Shreveport, LA	D5a '08	0	0	1	16
4	Favre, Brett	QB	6-2	222	39	10/10/69	19	Southern Mississippi	Kiln, MS	FA '09	-	-	-	-
7	Jackson, Tarvaris	QB	6-2	225	26	4/21/83	4	Alabama State	Montgomery, AL	D2c '06	10	6	7	0
2	Rosenfels, Sage	QB	6-4	225	31	3/6/78	9	Iowa State	Maquoketa, IA	T (Hou) '09	6	5	10	0

### Running Backs (6): Eric Bieniemy/Ryan Ficken

No.	Name	Pos	Ht	Wt	Age	Birthdate	Exp	College	Hometown	How Acq	G	S	DNP	IA
32	Broughton, Nehemiah	RB	6-0	260	26	11/4/82	3	Citadel	North Charleston, SC	FA '09	0	0	0	0
42	Johnson, Ian	RB	5-11	212	22	10/10/86	R	Boise State	San Dimas, CA	FA '09	-	-	-	-
28	Peterson, Adrian	RB	6-1	217	24	3/21/85	3	Oklahoma	Palestine, TX	D1 '07	17	16	0	0
38	Tahi, Naufahu	FB	6-0	254	27	10/30/81	4	BYU	West Valley City, UT	PS (Cin) '06	17	5	0	0
29	Taylor, Chester	RB	5-11	213	29	9/22/79	8	Toledo	River Rouge, MI	UFA (Balt) '06	17	1	0	0
34	Young, Albert	RB	5-10	209	24	2/25/85	1	Iowa	Moorestown, NJ	FA '08	0	0	0	0

### Wide Receivers (9): George Stewart

No.	Name	Pos	Ht	Wt	Age	Birthdate	Exp	College	Hometown	How Acq	G	S	DNP	IA
87	Berrian, Bernard	WR	6-1	185	28	12/27/80	6	Fresno State	Winton, CA	UFA (Chi) '08	17	15	0	0
12	Harvin, Percy	WR	5-11	184	21	5/28/88	R	Florida	Virginia Beach, VA	D1 '09	-	-	-	-
11	Johnson, Jaymar	WR	6-0	176	24	7/10/84	1	Jackson State	Gary, IN	D6b '08	0	0	0	0
14	Moore, Nick	WR	6-2	186	23	6/25/86	R	Toledo	Westerville, OH	FA '09	-	-	-	-
15	Perretta, Vinny	WR	5-9	186	23	10/14/85	R	Boise State	Encitas, CA	FA '09	-	-	-	-
82	Reynaud, Darius	WR	5-9	201	24	12/29/84	2	West Virginia	Boutte, LA	FA '08	3	0	0	4
18	Rice, Sidney	WR	6-4	202	22	9/1/86	3	South Carolina	Gaffney, SC	D2 '07	16	3	0	3
19	Wade, Bobby	WR	5-10	186	28	2/25/81	7	Arizona	Phoenix, AZ	UFA (Tenn) '07	17	14	0	0
13	Williams, Bobby	WR	6-2	194	23	11/26/85	R	North Alabama	Jacksonville, FL	FA '09	-	-	-	-

### Tight Ends (5): Jimmie Johnson

No.	Name	Pos	Ht	Wt	Age	Birthdate	Exp	College	Hometown	How Acq	G	S	DNP	IA
40	Kleinsasser, Jim	TE	6-3	272	32	1/31/77	10	North Dakota	Carrington, ND	D2 '99	17	12	0	0
45	Mills, Garrett	TE	6-1	235	25	10/12/83	3	Tulsa	Jenks, OK	W (NE) '07	8	0	0	9
86	Nordin, Jake	TE	6-3	258	25	7/8/84	1	Northern Illinois	Willmar, MN	FA '09	-	-	-	-
81	Shiancoe, Visanthe	TE	6-4	250	29	6/18/80	7	Morgan State	Laurel, MD	UFA (NYG) '07	17	16	0	0
83	Dugan, Jeff	FB	6-4	258	28	4/8/81	6	Maryland	Pittsburgh, PA	D7 '04	10	3	0	7

### Offensive Line (13): Pat Morris/Jim Hueber

No.	Name	Pos	Ht	Wt	Age	Birthdate	Exp	College	Hometown	How Acq	G	S	DNP	IA
75	Clark, Chris	T	6-5	315	23	10/1/85	1	Southern Mississippi	New Orleans, LA	FA '08	0	0	0	0
62	Cook, Ryan	T	6-6	328	26	5/8/83	4	New Mexico	Albuquerque, NM	D2b '06	17	15	0	0
68	Cooper, Jon	C	6-2	291	22	10/1/86	R	Oklahoma	Fort Collins, CO	FA '09	-	-	-	-
63	Daniels, Brian	G	6-4	303	24	10/31/84	2	Colorado	Denver, CO	FA '07	0	0	0	0
72	Garcia, Juan	C	6-3	294	25	4/24/84	R	Washington	Yakima, WA	FA '09	-	-	-	-
64	Herrera, Anthony	G	6-2	315	29	6/14/80	6	Tennessee	Naples, FL	FA '04	17	17	0	0
79	Hicks, Artis	G	6-4	335	30	11/28/78	8	Memphis	Jackson, TN	T (Phi) '06	13	6	1	3
76	Hutchinson, Steve	G	6-5	313	31	11/1/77	9	Michigan	Ft. Lauderdale, FL	RFA (Sea) '06	17	17	0	0
78	Kemp, Andy	G	6-5	313	22	3/12/87	R	Wisconsin	Menasha, WI	FA '09	-	-	-	-
71	Loadholt, Phil	T	6-8	343	23	1/21/86	R	Oklahoma	Fountain, CO	D2 '09	-	-	-	-
74	McKinnie, Bryant	T	6-8	335	29	9/23/79	8	Miami	Woodbury, NJ	D1 '02	13	13	0	0
60	Radovich, Drew	T	6-5	305	24	6/20/85	2	Southern California	Mission Viejo, CA	FA '08	0	0	0	6
65	Sullivan, John	C	6-4	301	23	8/8/85	2	Notre Dame	Old Greenwich, CT	D6a '08	17	0	0	0

## DEFENSE (35): Leslie Frazier

### Defensive Line (13): Karl Dunbar/Diron Reynolds

No.	Name	Pos	Ht	Wt	Age	Birthdate	Exp	College	Hometown	How Acq	G	S	DNP	IA
69	Allen, Jared	DE	6-6	270	27	4/3/82	6	Idaho State	Los Gatos, CA	T (KC) '08	17	17	0	0
61	Burnett, Martail	DE	6-3	262	24	1/10/85	1	Utah	Los Angeles, CA	FA '08	0	0	0	0
91	Edwards, Ray	DE	6-5	268	24	1/1/85	4	Purdue	Cincinnati, OH	D4 '06	15	15	0	2
90	Evans, Fred	DT	6-4	305	25	11/6/83	4	Texas St.-San Marcos	Morgan Park, IL	FA '07	17	3	0	0
99	Grigsby, Otis	DE	6-3	260	28	11/19/80	3	Kentucky	Converse, TX	PS (Car) '07	9	1	0	8
98	Guion, Letroy	DT	6-4	303	22	6/21/87	2	Florida State	Starke, FL	D5b '08	2	0	0	15
97	Holmes, Antoine	DT	6-2	289	23	3/25/86	R	N.C. State	Williamsburg, VA	FA '09	-	-	-	-
95	Johnson, Tremaine	DT	6-2	285	23	9/26/85	R	LSU	Galena Park, TX	FA '09	-	-	-	-
73	Kennedy, Jimmy	DT	6-5	320	29	11/15/79	7	Penn State	Yonkers, NY	FA (Jac) '08	3	0	0	2
92	Mitchell, Jayme	DE	6-6	285	25	3/15/84	4	Mississippi	Jackson, MS	FA '06	0	0	0	0
96	Robison, Brian	DE	6-3	259	26	4/27/83	3	Texas	Splendora, TX	D4 '07	16	1	0	1
93	Williams, Kevin	DT	6-5	311	29	8/16/80	7	Oklahoma State	Fordyce, AR	D1 '03	17	17	0	0
94	Williams, Pat	DT	6-3	317	36	10/24/72	13	Texas A&M	Monroe, LA	UFA (Buf) '05	14	14	0	3

### Linebackers (8): Fred Pagac/Jeff Imamura

No.	Name	Pos	Ht	Wt	Age	Birthdate	Exp	College	Hometown	How Acq	G	S	DNP	IA
54	Brinkley, Jasper	LB	6-1	252	24	7/12/85	R	South Carolina	Thomson, GA	D5 '09	-	-	-	-
59	Farwell, Heath	LB	6-0	235	27	12/31/81	5	San Diego State	Corona, CA	FA '05	0	0	0	0
52	Greenway, Chad	LB	6-2	242	26	1/12/83	4	Iowa	Mt. Vernon, SD	D1 '06	17	16	0	0
56	Henderson, E.J.	LB	6-1	245	29	8/3/80	7	Maryland	Aberdeen, MD	D2 '03	4	3	0	0
50	Henderson, Erin	LB	6-3	244	23	7/1/86	2	Maryland	Aberdeen, MD	FA '08	11	0	0	5
58	Herron, David	LB	6-1	239	25	6/17/84	2	Michigan State	Warren, OH	FA '07	15	3	0	2
51	Leber, Ben	LB	6-3	244	30	12/7/78	8	Kansas State	Vermillion, SD	UFA (SD) '06	17	16	0	0
55	Onatolu, Kenny	LB	6-2	225	26	10/8/82	1	Nebraska-Omaha	Papillion, NE	FA '09	-	-	-	-

### Defensive Backs (14): Joe Woods/Derek Mason

No.	Name	Pos	Ht	Wt	Age	Birthdate	Exp	College	Hometown	How Acq	G	S	DNP	IA
39	Abdullah, Husain	S	6-0	204	24	7/27/85	2	Washington State	Pomona, CA	FA '08	17	0	0	0
30	Allen, Asher	CB	5-9	194	21	1/22/88	R	Georgia	Tucker, GA	D3 '09	-	-	-	-
49	Anderson, Colt	S	5-10	194	23	10/25/85	R	Montana	Butte, MT	FA '09	-	-	-	-
37	Frampton, Eric	S	5-11	205	25	2/6/84	3	Washington State	San Jose, CA	W (Det) '07	17	0	0	0
23	Griffin, Cedric	CB	6-0	203	26	11/11/82	4	Texas	San Antonio, TX	D2a '06	17	16	0	0
44	Hall, De'von	S	6-3	212	21	9/8/87	R	Utah State	Reseda, CA	FA '09	-	-	-	-
25	Johnson, Tyrell	S	6-0	207	24	5/19/85	2	Arkansas State	Rison, AR	D2 '08	17	7	0	0
21	McCauley, Marcus	CB	6-1	203	25	9/3/83	3	Fresno State	Sacramento, CA	D3 '07	11	1	0	6
41	Paymah, Karl	CB	6-0	195	26	11/29/82	4	Washington State	Culver City, CA	UFA (Den.) '09	16	2	0	0
33	Sanford, Jamarca	S	5-10	200	24	8/27/85	R	Mississippi	Batesville, MS	D7 '09	-	-	-	-
22	Sapp, Benny	CB	5-9	190	28	1/20/81	6	Northern Iowa	Ft. Lauderdale, FL	UFA (KC) '08	15	5	0	2
24	Walker, Marcus	CB	5-11	191	23	5/23/86	1	Oklahoma	Waco, TX	FA '08	0	0	0	0
20	Williams, Madieu	S	6-1	203	27	10/18/81	6	Maryland	Lanham, MD	UFA (Cin) '08	10	10	0	7
26	Winfield, Antoine	CB	5-9	180	32	6/24/77	11	Ohio State	Akron, OH	UFA (Buf) '04	17	17	0	0

## SPECIAL TEAMS (3): Brian Murphy

### Specialists (3): Brian Murphy/Chris White

No.	Name	Pos	Ht	Wt	Age	Birthdate	Exp	College	Hometown	How Acq	G	S	DNP	IA
5	Kluwe, Chris	P	6-4	215	27	12/24/81	5	UCLA	Los Alamitos, CA	W (Sea) '05	17	0	0	0
46	Loeffler, Cullen	LS	6-5	241	28	1/27/81	6	Texas	Ingram, TX	FA '04	17	0	0	0
8	Longwell, Ryan	K	6-0	200	35	8/16/74	13	California	Bend, OR	UFA (GB) '06	17	0	0	0

# MINNESOTA VIKINGS 2009 ROSTER BY EXPERIENCE

Updated: September 1, 2009

## 19th Year (1)

Brett Favre

## 13th Year (2)

Ryan Longwell  
Pat Williams

## 11th Year (2)

Jim Kleinsasser  
Antoine Winfield

## 9th Year (2)

Steve Hutchinson  
Sage Rosenfels

## 8th Year (4)

Artis Hicks  
Ben Leber  
Bryant McKinnie  
Chester Taylor

## 7th Year (5)

E.J. Henderson  
Jimmy Kennedy  
Visanthe Shiancoe  
Bobby Wade  
Kevin Williams

## 6th Year (7)

Jared Allen  
Bernard Berrian  
Jeff Dugan  
Anthony Herrera  
Cullen Loeffler  
Benny Sapp  
Madiou Williams

## 5th Year (3)

Heath Farwell  
Chris Kluwe  
Karl Paymah

## 4th Year (9)

Ryan Cook  
Ray Edwards  
Fred Evans  
Chad Greenway  
Cedric Griffin  
Tarvaris Jackson  
Garrett Mills  
Jayme Mitchell  
Naufahu Tah

## 3rd Year (7)

Nehemiah Broughton  
Eric Frampton  
Otis Grigsby  
Marcus McCauley  
Adrian Peterson  
Sidney Rice  
Brian Robison

## 2nd Year (10)

Husain Abdullah  
John David Booty  
Brian Daniels  
Letroy Guion  
Erin Henderson  
David Herron  
Tyrell Johnson  
Drew Radovich  
Darius Reynaud  
John Sullivan

## 1st Year (6)

Martail Burnett  
Chris Clark  
Jaymar Johnson  
Kenny Onatolu  
Jake Nordin  
Marcus Walker  
Albert Young

## Rookie Year (16)

Asher Allen  
Colt Anderson  
Jasper Brinkley  
Jon Cooper  
Juan Garcia  
Devon Hall  
Percy Harvin  
Antoine Holmes  
Ian Johnson  
Tremaine Johnson  
Andy Kemp  
Phil Loadholt  
Nick Moore  
Vinny Perretta  
Jamarca Sanford  
Bobby Williams

**Active Roster Total - 75**

# MINNESOTA VIKINGS 2009 ROSTER BY ROUND

[Overall Selection In Brackets]

## 1st Round (8)

[7] Adrian Peterson (07), [7] Bryant McKinnie (02), [9] Kevin Williams (03), [12] Jimmy Kennedy (03-StL), [17] Chad Greenway (06), [17] Steve Hutchinson (01-Sea.), [22] Percy Harvin (09), [23] Antoine Winfield (99-Buf.).

## 2nd Round (10)

[33] Brett Favre (91-ATL), [40] E.J. Henderson (03), [43] Tyrell Johnson (08), [44] Jim Kleinsasser (99), [44] Sidney Rice (07), [48] Cedric Griffin (06), [51] Ryan Cook (06), [54] Phil Loadholt (09), [56] Madiou Williams (04-Cin.), [64] Tarvaris Jackson (06).

## 3rd Round (6)

[71] Ben Leber (02-SD), [72] Marcus McCauley (07), [76] Karl Paymah (05-Den.), [78] Bernard Berrian (04-Chi.), [86] Asher Allen (09), [91] Visanthe Shiancoe (02-NYG).

## 4th Round (5)

[102] Brian Robison (07), [106] Garrett Mills (06-NE), [109] Sage Rosenfels (01-Was.), [126] Jared Allen (04-KC), [127] Ray Edwards (06).

## 5th Round (5)

[137] John David Booty (08), [139] Bobby Wade (03-Chi.), [150] Jasper Brinkley (09), [152] Letroy Guion (08), [165] Eric Frampton (07-Det.).

## 6th Round (3)

[187] John Sullivan (08), [193] Jaymar Johnson (08), [207] Chester Taylor (02-Balt.)

## 7th Round (4)

[212] Fred Evans (06-Mia.), [220] Jeff Dugan (04), [222] Nehemiah Broughton (05), [231] Jamarca Sanford (09)

## Undrafted (34)

Ryan Longwell (97-SF), Pat Williams (97-Buf.), Artis Hicks (02-Phi.), Otis Grigsby (03-Mia.), Anthony Herrera (04), Cullen Loeffler (04), Benny Sapp (04-KC), Heath Farwell (05), Chris Kluwe (05-Sea), Jayme Mitchell (06), Naufahu Tah (06-Cin.), Brian Daniels (07), David Herron (07), Jake Nordin (07), Husain Abdullah (08), Martail Burnett (08), Chris Clark (08-TB), Erin Henderson (08), Drew Radovich (08), Darius Reynaud (08), Marcus Walker (08), Albert Young (08), Kenny Onatolu (09), Colt Anderson (09), Jon Cooper (09), Juan Garcia (09), Devon Hall (09), Antoine Holmes (09), Ian Johnson (09), Tremaine Johnson (09), Andy Kemp (09), Nick Moore (09), Vinny Perretta (09), Bobby Williams (09).

**Active Roster Total - 75**

# MINNESOTA VIKINGS 2009 UNOFFICIAL DEPTH CHART

Updated: September 1, 2009

## OFFENSE

<b>WR:</b>	87	Bernard Berrian	11	Jaymar Johnson	82	Darius Reynaud	13	<u>Bobby Williams</u>	
<b>LT:</b>	74	Bryant McKinnie	79	Artis Hicks	60	Drew Radovich			
<b>LG:</b>	76	Steve Hutchinson	75	Chris Clark	72	<u>Juan Garcia</u>			
<b>C:</b>	65	John Sullivan	68	<u>Jon Cooper</u>	62	Ryan Cook			
<b>RG</b>	64	Anthony Herrera	63	Brian Daniels	78	<u>Andy Kemp</u>			
<b>RT:</b>	71	<u>Phil Loadholt</u>	62	Ryan Cook					
<b>TE:</b>	81	Visanthe Shiancoe	40	Jim Kleinsasser	83	Jeff Dugan	45	Garrett Mills	
							86	Jake Nordin	
<b>WR:</b>	18	Sidney Rice	19	Bobby Wade	12	<u>Percy Harvin</u>	<b>or</b>		
					15	<u>Vinny Perretta</u>	<b>or</b>		
					14	<u>Nick Moore</u>			
<b>QB:</b>	4	Brett Favre	7	Tarvaris Jackson	<b>or</b>	2	Sage Rosenfels	9	John David Booty
<b>FB:</b>	38	Naufahu Tahi	32	Nehemiah Broughton					
<b>HB:</b>	28	Adrian Peterson	29	Chester Taylor	34	Albert Young	<b>or</b>		
					42	<u>Ian Johnson</u>	<b>or</b>		

## DEFENSE

<b>LE:</b>	91	Ray Edwards	92	Jayme Mitchell	99	Otis Grigsby		
<b>NT:</b>	94	Pat Williams	90	Fred Evans	73	Jimmy Kennedy	97	<u>Antoine Holmes</u>
<b>UT:</b>	93	Kevin Williams	98	Letroy Guion	95	<u>Tremaine Johnson</u>		
<b>RE:</b>	69	Jared Allen	96	Brian Robison	61	Martail Burnett		
<b>SLB:</b>	52	Chad Greenway	59	Heath Farwell	55	Kenny Onatolu		
<b>MLB:</b>	56	E.J. Henderson	58	David Herron	54	<u>Jasper Brinkley</u>		
<b>WLB:</b>	51	Ben Leber	50	Erin Henderson				
<b>LCB:</b>	26	Antoine Winfield	21	Marcus McCauley	41	Karl Paymah	24	Marcus Walker
<b>RCB:</b>	23	Cedric Griffin	22	Benny Sapp	30	<u>Asher Allen</u>		
<b>SS:</b>	25	Tyrell Johnson	33	<u>Jamarca Sanford</u>	37	Eric Frampton		
<b>FS:</b>	20	Madiou Williams	39	Husain Abdullah	44	<u>De'von Hall</u>	49	<u>Colt Anderson</u>

## SPECIAL TEAMS

<b>P:</b>	5	Chris Kluwe						
<b>K:</b>	8	Ryan Longwell						
<b>LS:</b>	46	Cullen Loeffler						
<b>H:</b>	5	Chris Kluwe						
<b>KR:</b>	12	<u>Percy Harvin</u>	11	Jaymar Johnson	82	Darius Reynaud		
<b>PR:</b>	11	Jaymar Johnson	12	<u>Percy Harvin</u>	87	Bernard Berrian		

*Rookie Players Underlined*

*Injured Players in Parentheses*

### 2009 VIKINGS PRONUNCIATION GUIDE

Husain Abdullah - WHO-sane ab-dul-LA	Ben Leber - LEE-ber
Bernard Berrian - bare-E-an	Cullen Loeffler - LEFF-ler
Nehemiah Broughton - Knee-uh-my-uh Brought	Kenny Onatolu - on-uh-TOE-lu
Martail Burnett - MAR-tell BUR-net	Jake Nordin - NOR-din
Jeff Dugan - DOO-gan	Darius Reynaud - RAY-nod
Brett Favre - FARV	Brian Robison - ROB-ah-sin
Letroy Guion - LA-troy GUY-on	Visanthe Shiancoe - vi-sahn-tay
Otis Grigsby - grigs-BEE	Naufahu Tahi - nah-fah-WHO TAH-hee
De'von Hall - DUH-von	Madiou Williams - muh-DEE-you
Anthony Herrera - HA-rare-ah	Antoine Winfield - an-TWAN
Tarvaris Jackson - ta-VAR-is	
Tremaine Johnson - TRA-main	
Tyrell Johnson - TIE-rell	<b>Coaches</b>
Jim Kleinsasser - KLINE-sauce-er	Eric Bieniemy - bee-en-uh-me
Chris Kluwe - CLU-ee	Tom Kanavy - ka-NAY-vee
	Fred Pagac - PUG-itch

# MINNESOTA VIKINGS 2008 PARTICIPATION CHART

Date Opponent	9/8	9/14	9/21	9/28	10/6	10/12	10/19	11/2	11/9	11/16	11/23	11/30	12/7	12/14	12/21	12/28	1/4	2008				Career	
	@ GB	Ind	Car	@ Ten	@ NO	Det	@ Chi	Hou	GB	@ TB	@ Jac	Chi	@ Det	@ Ari	All	NYG	Phi	GP	GS	DNP	IA	GP	GS
Abdullah, Husain	P	P	P	P	P	P	P	P	P	P	P	P	P	P	P	P	P	17	0	0	0	16	0
Alexander, Rufus	N	N	N	PS	PS	PS	PS	PS	PS	PS	PS	PS	N	N	N	N	N	1	0	0	0	1	0
Allen, Jared	S	S	S	S	S	S	S	S	S	S	S	S	S	S	S	S	S	17	17	0	0	77	71
Allen, Kenderick	IR	IR	IR	IR	IR	IR	IR	IR	IR	IR	IR	IR	IR	IR	IR	IR	IR	0	0	0	0	31	3
Allison, Andrea	P	P	P	P	P	P	P	P	P	P	P	P	P	P	P	P	P	16	0	0	0	26	0
Berrian, Bernard	S	S	S	S	P	S	S	S	S	P	S	S	S	S	S	S	S	17	15	0	0	74	46
Birk, Matt	S	S	S	S	S	S	S	S	S	S	S	S	S	S	S	S	S	17	17	0	0	146	123
Booty, John David	I	I	I	I	I	I	I	I	I	I	I	I	I	DNP	I	I	I	0	0	1	16	0	0
Boulware, Michael	IR	IR	IR	IR	IR	IR	IR	IR	IR	IR	IR	IR	IR	IR	IR	IR	IR	0	0	0	0	64	28
Burnett, Martail	N	PS	PS	PS	PS	PS	PS	PS	PS	PS	PS	PS	PS	PS	PS	PS	PS	0	0	0	0	0	0
Ciurciu, Vinny	P	P	P	P	P	P	P	P	P	P	P	P	P	P	P	P	P	15	1	0	2	84	6
Clark, Chris	N	PS	PS	PS	PS	PS	PS	PS	PS	PS	PS	PS	PS	PS	PS	PS	PS	0	0	0	0	0	0
Cook, Ryan	S	S	S	S	S	S	S	S	S	S	P	S	P	S	S	S	S	17	15	0	0	38	32
Daniels, Brian	PS	PS	PS	PS	PS	PS	PS	PS	PS	PS	PS	PS	PS	PS	PS	PS	PS	0	0	0	0	0	0
Douzable, Leger	PS	N	N	N	N	N	N	N	N	N	N	N	N	N	N	N	N	0	0	0	0	0	0
Duqan, Jeff	I	I	I	I	P	I	I	P	P	I	S	P	P	P	P	S	S	10	3	0	7	47	14
Edwards, Rav	S	S	S	I	S	S	S	S	S	S	S	S	S	S	S	S	I	15	15	0	2	42	28
Evans, Fred	P	P	P	P	P	P	P	P	P	P	P	P	P	P	S	S	S	17	3	0	0	28	2
Farwell, Heath	IR	IR	IR	IR	IR	IR	IR	IR	IR	IR	IR	IR	IR	IR	IR	IR	IR	0	0	0	0	39	0
Ferguson, Robert	P	P	P	P	P	P	P	I	I	I	I	P	N	N	N	N	N	8	0	0	4	83	34
Frampton, Eric	P	P	P	P	P	P	P	P	P	P	P	P	P	P	P	P	P	17	0	0	0	30	0
Frerotte, Gus	DNP	DNP	S	S	S	S	S	S	S	S	S	S	S	I	I	DNP	DNP	11	11	5	1	147	93
Gordon, Charles	S	P	P	P	P	P	P	P	P	S	IR	IR	IR	IR	IR	IR	IR	9	2	0	0	32	5
Greenway, Chad	S	S	S	S	S	S	S	S	P	S	S	S	S	S	S	S	S	17	16	0	0	32	31
Griffin, Cedric	S	S	S	S	S	S	S	S	S	S	P	S	S	S	S	S	S	17	16	0	0	46	38
Grigsby, Otis	P	P	P	S	P	P	P	I	P	I	I	I	P	I	I	I	P	9	1	0	8	16	1
Guion, Letroy	I	I	I	P	I	I	I	I	I	I	I	I	P	I	I	I	I	2	0	0	15	2	0
Harris, Napoleon	N	N	N	N	N	N	P	S	P	S	S	P	P	P	S	S	P	11	5	0	0	100	73
Henderson, E.J.	S	S	S	P	IR	IR	IR	IR	IR	IR	IR	IR	IR	IR	IR	IR	IR	4	3	0	0	79	63
Henderson, Erin	I	I	P	P	P	P	N	P	I	I	P	P	I	P	P	P	P	11	0	0	5	10	0
Herrera, Anthony	S	S	S	S	S	S	S	S	S	S	S	S	S	S	S	S	S	17	17	0	0	44	44
Herron, David	P	P	P	S	S	S	S	I	I	P	P	P	P	P	P	P	P	15	3	0	2	16	3
Hicks, Artis	S	S	S	S	P	P	P	P	P	P	S	I	S	I	I	P	DNP	13	6	1	3	79	55
Hicks, Maurice	I	I	P	P	P	P	P	P	P	P	I	I	I	P	P	P	P	12	0	0	5	66	5
Hutchinson, Steve	S	S	S	S	S	S	S	S	S	S	S	S	S	S	S	S	S	17	17	0	0	116	116
Jackson, Tarvaris	S	S	DNP	P	P	DNP	DNP	DNP	DNP	DNP	P	DNP	P	S	S	S	S	10	6	7	0	25	19
Johnson, Jaymar	PS	PS	PS	PS	PS	PS	PS	PS	PS	PS	PS	PS	PS	PS	PS	PS	PS	0	0	0	0	0	0
Johnson, Marcus	P	P	P	P	I	I	I	I	I	I	I	P	I	P	I	I	I	7	0	0	10	46	20
Johnson, Tyrell	S	S	S	S	S	S	S	P	P	P	P	P	P	P	P	P	P	17	7	0	0	16	7
Kennedy, Jimmy	N	N	N	N	N	N	N	N	N	N	N	N	I	I	P	P	P	3	0	0	2	64	30
Kleinsasser, Jim	S	P	S	P	S	S	S	S	S	S	P	S	P	S	P	S	S	17	12	0	0	133	104
Kluwe, Chris	P	P	P	P	P	P	P	P	P	P	P	P	P	P	P	P	P	17	0	0	0	72	0
Leber, Ben	P	S	S	S	S	S	S	S	S	S	S	S	S	S	S	S	S	17	16	0	0	104	87
Loeffler, Cullen	P	P	P	P	P	P	P	P	P	P	P	P	P	P	P	P	P	17	0	0	0	80	0
Longwell, Ryan	P	P	P	P	P	P	P	P	P	P	P	P	P	P	P	P	P	17	0	0	0	192	0
Maltran, Tim	PS	PS	N	N	N	N	N	N	N	N	N	N	N	N	N	N	N	0	0	0	0	0	0
McCauley, Marcus	I	I	I	I	P	P	P	I	I	P	S	P	P	P	P	P	P	11	1	0	6	26	10
McKinnie, Bryant	SUS	SUS	SUS	SUS	S	S	S	S	S	S	S	S	S	S	S	S	S	13	13	0	0	100	99
Mills, Garrett	P	P	P	P	P	P	P	P	I	I	P	I	I	I	I	I	I	8	0	0	9	9	0
Mitchell, Jayme	IR	IR	IR	IR	IR	IR	IR	IR	IR	IR	IR	IR	IR	IR	IR	IR	IR	0	0	0	0	23	0
Peterson, Adrian	S	S	S	S	S	S	S	S	S	P	S	S	S	S	S	S	S	17	16	0	0	30	24
Radovich, Drew	I	I	I	I	I	I	IR	IR	IR	IR	IR	IR	IR	IR	IR	IR	IR	0	0	0	6	0	0
Reynaud, Darius	PS	PS	PS	PS	PS	PS	PS	PS	PS	PS	P	P	P	I	I	I	I	3	0	0	4	3	0
Rice, Sidney	S	S	DNP	P	I	I	P	P	P	P	P	P	S	P	P	P	P	14	3	0	3	26	7
Roberson, Derrick	N	N	N	N	N	N	N	N	N	N	N	N	PS	PS	PS	PS	PS	0	0	0	0	0	0
Robison, Brian	P	P	P	P	P	P	P	P	P	P	P	P	I	P	P	P	S	16	1	0	1	31	6
Rogers, Roderick	N	N	N	N	N	N	N	N	N	N	N	N	PS	PS	PS	PS	PS	0	0	0	0	2	0
Ross, Isaiah	N	N	PS	N	N	N	N	N	N	N	N	N	N	N	N	N	N	0	0	0	0	0	0
Sapp, Benny	P	P	P	P	I	P	I	P	S	P	P	S	S	S	P	P	S	15	5	0	2	70	10
Sharper, Darren	S	S	S	S	S	S	S	S	S	S	S	S	S	S	S	S	S	17	17	0	0	183	167
Shiancoe, Visanthe	S	S	S	S	S	S	S	P	S	S	S	S	S	S	S	S	S	17	16	0	0	96	53
Shotwell, Kyle	PS	N	N	N	N	N	N	N	N	N	N	N	N	N	N	N	N	0	0	0	0	0	0
Sullivan, John	P	P	P	P	P	P	P	P	P	P	P	P	P	P	P	P	P	17	0	0	0	16	0
Tahi, Naufahu	P	P	P	S	S	P	P	S	P	S	P	P	P	P	P	P	P	17	5	0	0	26	5
Tapeh, Thomas	S	P	I	I	I	I	N	N	N	N	N	N	N	N	N	N	N	2	1	0	4	41	17
Taylor, Chester	P	P	P	P	P	P	P	P	P	P	S	P	P	P	P	P	P	17	1	0	0	107	32
Thomas, Dontarrious	N	N	N	N	N	N	N	P	P	I	P	P	I	I	I	I	I	4	0	0	7	63	10
Udeze, Kenechi	NFI	NFI	NFI	NFI	NFI	NFI	NFI	NFI	NFI	NFI	NFI	NFI	NFI	NFI	NFI	NFI	NFI	0	0	0	0	51	47
Wade, Bobby	P	P	S	S	S	S	S	S	S	S	S	S	S	S	S	S	P	17	14	0	0	90	44
Walker, Marcus	PS	PS	PS	PS	PS	PS	PS	PS	PS	PS	PS	PS	PS	PS	PS	PS	PS	0	0	0	0	0	0
Williams, Kevin	S	S	S	S	S	S	S	S	S	S	S	S	S	S	S	S	S	17	17	0	0	94	94
Williams, Madieu	I	I	I	I	I	I	I	S	S	S	S	S	S	S	S	S	S	10	10	0	7	58	54
Williams, Pat	S	S	S	S	S	S	S	S	S	S	S	S	S	S	I	I	I	14	14	0	3	170	127
Winfield, Antoine	S	S	S	S	S	S	S	S	S	S	S	S	S	S	S	S	S	17	17	0	0	144	128
Wyms, Ellis	P	P	P	P	P	P	P	P	P	P	P	P	P	P	P	P	P	17	0	0	0	95	9
Young, Albert	PS	PS	PS	PS	PS	PS	PS	PS	PS	PS	PS	PS	PS	PS	PS	PS	PS	0	0	0	0	0	0

P-played; S-started; DNP-did not play; IR-injured reserve; N-not with club; I-inactive; NFI-non-football illness; PS-Practice Squad; SUS-Reserve/Suspended

# HOW THE 2009 MINNESOTA VIKINGS WERE BUILT

YEAR	DRAFT	TRADES	FREE AGENCY/WAIVERS
1999	TE Jim Kleinsasser (2)		
2002	T Bryant McKinnie (1)		
2003	DT Kevin Williams (1)		
	DT Kevin Williams (1)		
	LB E.J. Henderson (2)		
2004	TE Jeff Dugan (7)		G Anthony Herrera * LS Cullen Loeffler * CB Antoine Winfield **
2005			LB Heath Farwell P Chris Kluwe (W-Sea) DT Pat Williams**
2006	LB Chad Greenway (1) CB Cedric Griffin (2a) T Ryan Cook (2b) QB Tarvaris Jackson (2c)	G Artis Hicks (Phi)	G Steve Hutchinson ** LB Ben Leber ** K Ryan Longwell ** DE Jayme Mitchell* FB Naufahu Tahı (PS-Cin) RB Chester Taylor **
2007	RB Adrian Peterson (1) WR Sidney Rice (2) CB Marcus McCauley (3) DE Brian Robison (4)		G Brian Daniels* DT Fred Evans ** S Eric Frampton (W-Det) DE Otis Grigsby** LB David Herron * TE Garrett Mills (W-NE) TE Visanthe Shiancoe ** WR Bobby Wade ** CB Marcus Walker* RB Albert Young*
2008	S Tyrell Johnson (2) QB John David Booty (5a) DT Letroy Guion (5b) C John Sullivan (6a) WR Jaymar Johnson (6b)	DE Jared Allen (KC)	S Husain Abdullah * WR Bernard Berrian ** DE Martail Burnett* T Chris Clark** LB Erin Henderson * DT Jimmy Kennedy** T Drew Radovich* WR Darius Reynaud* CB Benny Sapp ** S Madiou Williams **
2009	WR Percy Harvin (1) T Phil Loadholt (2) CB Asher Allen (3) LB Jasper Brinkley (5) S Jamarca Sanford (7)	QB Sage Rosenfels (Hou.)	S Colt Anderson* FB Nehemiah Broughton** C Jon Cooper* QB Brett Favre** C Juan Garcia* S Devon Hall* DT Antoine Holmes* RB Ian Johnson* DT Tremaine Johnson* G Andy Kemp* WR Nick Moore* TE Jake Nordin** LB Kenny Onatolu CB Karl Paymah** WR Vinny Perretta* WR Bobby Williams*

\* ROOKIE FREE AGENT PRIOR TO JOINING VIKINGS

\*\* NFL VETERAN OR HAD BEEN IN OTHER NFL CAMPS PRIOR TO JOINING VIKINGS

# PLAYER WAS DRAFTED BY THE VIKINGS AND RETURNED VIA TRADE, WAIVERS OR FREE AGENCY

# MINNESOTA VIKINGS 2009 ROSTER MOVES

DATE	POSITION	PLAYER	TRANSACTION
September 1	G	URBAN, Nick	Waived
September 1	RB	SMITH, Antone	Waived
September 1	DB	ROBERSON, Derrick	Waived
September 1	K	MEHLHAFF, Taylor	Waived
August 27	WR	HOLT, Glenn	Waived
August 18	QB	FAVRE, Brett	Signed
August 18	LB	FRANCOIS, Robert	Waived
August 16	TE	NORDIN, Jake	Signed
August 16	RB	BELL, Kahlil	Waived
August 5	RB	SMITH, Antone	Signed
August 4	WR	ALLISON, Aundrae	Waived
August 2	WR	HARVIN, Percy	Signed
July 30	DE	UDEZE, Kenechi	Placed on Reserved/Retired List
July 29	OT	LOADHOLT, Phil	Signed
July 27	CB	GORDON, Charles	Waived
July 23	CB	ALLEN, Asher	Signed
June 30	LB	BRINKLEY, Jasper	Signed
June 22	S	SANFORD, Jamarca	Signed
June 19	QB	GLENNON, Sean	Waived
June 19	OL	LEPORI, Bobby	Waived
June 19	TE	WALKER, Nick	Waived
June 2	WR	WILLIAMS, Bobby	Signed
June 1	WR	ROGERS, Roderick	Waived
May 18	FB	BROUGHTON, Nehemiah	Signed
May 5	C	GARCIA, Juan	Signed
May 5	G	URBAN, Nick	Signed
April 27	S	ANDERSON, Colt	Signed
April 27	RB	BELL, Kahlil	Signed
April 27	CB	COOPER, Jon	Signed
April 27	LB	FRANCOIS, Robert	Signed
April 27	QB	GLENNON, Sean	Signed
April 27	S	HALL, Devon	Signed
April 27	DT	HOLMES, Antoine	Signed
April 27	RB	JOHNSON, Ian	Signed
April 27	DT	JOHNSON, Tremaine	Signed
April 27	G	KEMP, Andy	Signed
April 27	T	LEPORI, Bobby	Signed
April 27	WR	MOORE, Nick	Signed
April 27	WR	PERRETTA, Vinny	Signed
April 27	TE	WALKER, Nick	Signed
April 6	DT	EVANS, Fred	Signed as RFA
March 30	DE	GRIGSBY, Otis	Signed
March 30	FB	TAHI, Naufahu	Signed as RFA
March 19	WR	HOLT, Glenn	Signed as RFA
March 19	CB	PAYMAH, Karl	Signed as UFA
March 11	DT	KENNEDY, Jimmy	Signed as UFA
March 10	CB	SAPP, Benny	Signed as UFA
March 6	LB	FARWELL, Heath	Signed as UFA
March 3	LB	CIURCIU, Vinnie	Released
February 28	TE	KLEINSASSER, Jim	Signed as UFA
February 27	QB	FREROTTE, Gus	Released
February 27	QB	ROSENFELS, Sage	Acquired via trade with Houston
February 26	DE	MITCHELL, Jayme	Signed as RFA
February 26	CB	GORDON, Charles	Signed as RFA
February 18	RB	HICKS, Maurice	Released
February 6	CB	ROBERSON, Derrick	Signed as Reserve/Future Free Agent
January 8	DE	BURNETT, Martail	Signed as Reserve/Future Free Agent
January 7	T	CLARK, Chris	Signed as Reserve/Future Free Agent

January 6	CB	ROGERS, Roderick	Signed as Reserve/Future Free Agent
January 6	CB	WALKER, Marcus	Signed as Reserve/Future Free Agent
January 5	G	DANIELS, Brian	Signed as Reserve/Future Free Agent
January 5	WR	JOHNSON, Jaymar	Signed as Reserve/Future Free Agent
January 5	RB	YOUNG, Albert	Signed as Reserve/Future Free Agent